

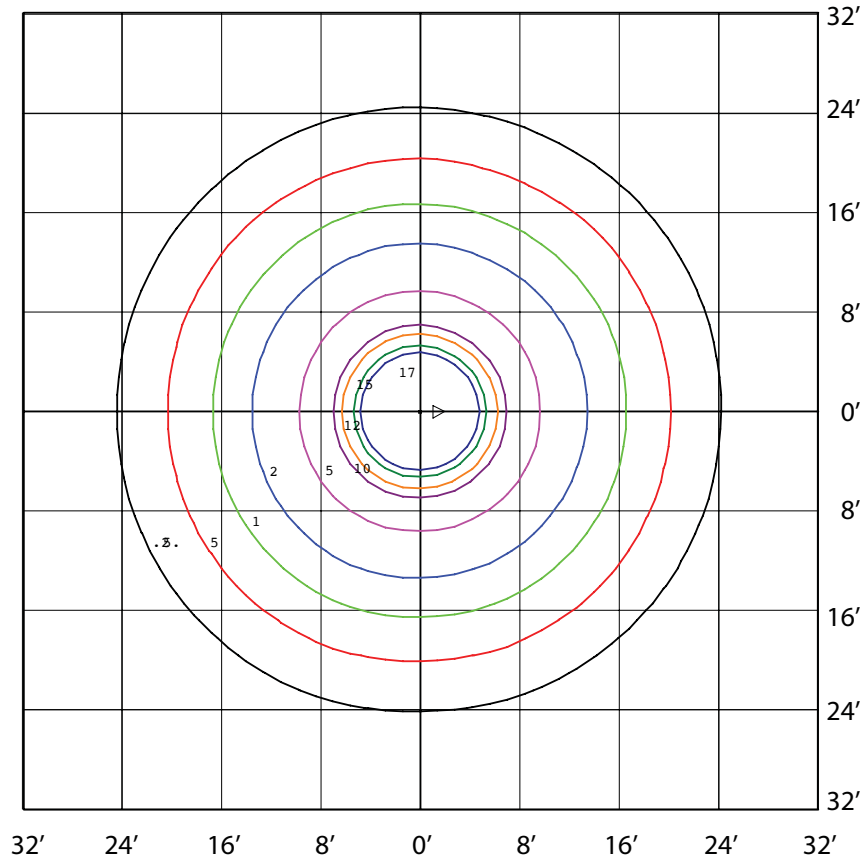
AMPERAGE DRAW & SURGE PROTECTION						
CURRENT (A)					SURGE PROTECTION (kV)	
120V	208V	240V	277V	347V	120-277V	120-347V
0.4A	0.2A	0.2A	0.18A	0.14A	4kV	2kV

LUMEN MAINTENANCE		
50,000 HOURS	75,000 HOURS	100,000 HOURS
90%	86%	82%

WEIGHTS (lbs)
9.2

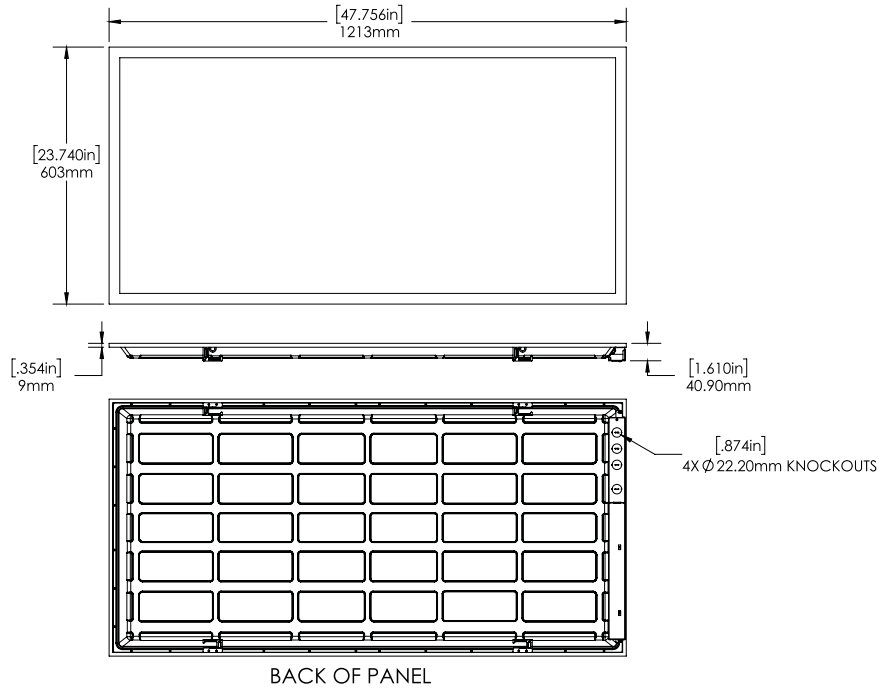
**CPL24-LED45-B-35K-DIM (CPL22-LED45A35-B-VK-DIM)
MOUNTED AT 8 FEET**

Total Lumens = 5944 Mounting Height = 8 Ft Maximum Calculated Value = 31.23 Fc



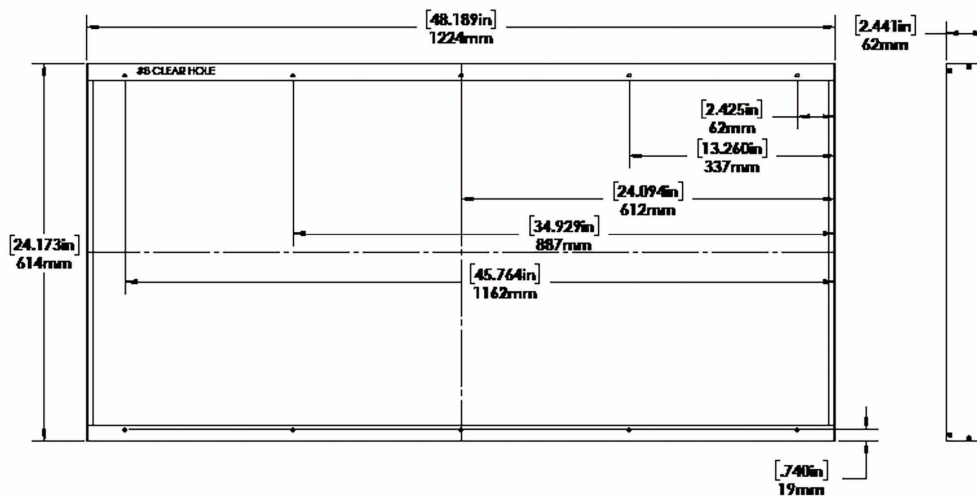
DIMENSIONS

2' x 4' Panel



Note: Suspension Mounting Accessory Kit has a maximum length of 3.86 ft, and minimum length of 0.58 ft.

SURFACE MOUNTING KIT



ORDERING GUIDE

ACCESSORIES (OPTIONAL)

CPL24	LED45A30		VK	
		VOLTAGE	COLOUR TEMP.	DIMMING
		B - 120-277V H - 120-347V	VK - Colour Selectable (3.5K/4K/5K)	DIM - 0-10V Dimming*

070002 - 2 CABLE SUSPENSION
MOUNT KIT F/BACKLIT CPL

072400 - CPL24 SURFACE
MOUNTING KIT WHT

*Standard Configuration