



## SFL1-LED

### Sports and Highbay Flood Light



Slip Fit Yoke Highbay Yoke

**PURCHASE MOUNT SEPARATELY**

### IDEAL APPLICATIONS

- ✓ Stadiums and Arenas
- ✓ Construction Sites
- ✓ Hangars
- ✓ Large Distribution Centers
- ✓ Rail, Work and Shipping Yards
- ✓ Bridges, Monuments and Facades

### DESCRIPTION:

The SFL1-LED fixture is a versatile, high performance sports flood light designed for recreational and collegiate outdoor fields. It can also be used as a highbay for high ceiling applications such as air plane hangers and large warehouses and distribution centers.

### FEATURES:

#### Construction

- Ruggedly designed with die cast aluminum housing and clear polycarbonate lens.
- Intelligently designed heat sink to facilitate maximum air flow.
- Fixture is lightweight and has angle increments calibrated on the standard yoke mount and slip fit mount or precise aiming.
- Lead length for line voltage and dimming cord is 1 meter.

#### Electrical

- Standard unit comes with 120-347V driver with 6KV internal surge suppressor and optional 10KV external surge suppressor.

#### Light Performance

- Standard unit comes with a dedicated CCT of 4000K or 5000K.
- Fixture is available in 30° (4x4), 40° (5x5), 80° (6x6) beam distributions for Sports flood applications. Available with 80° beam for highbay applications.

#### Mounting

- 3 mounting options available - Yoke, slip fit and highbay yoke. Purchase mounting option separately. Mounting option is field installed.

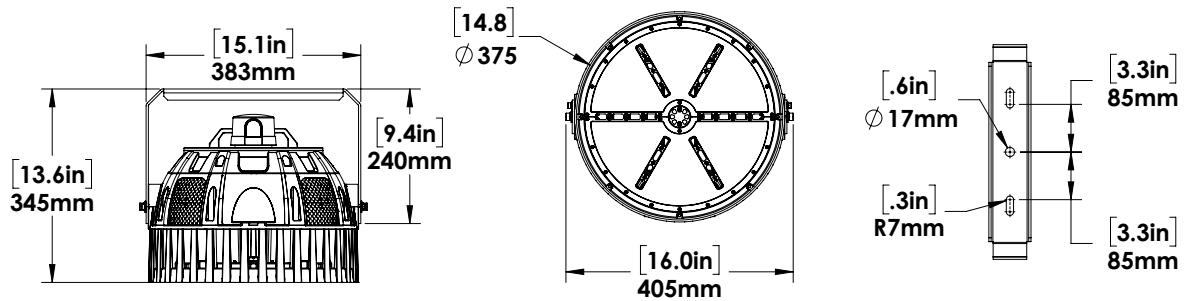
SPECIFICATIONS	SFL1-LED
Watts (W)	485.6
Lumens (Lm)	71040
Efficacy (Lm/W)	146.3
Voltage	120-347V
Colour Temp	4000K, 5000K*
Replaces	750W Metal Halide
CRI	70
Dimming	0-10V Dim to Off
Surge Protection	10KV
THD	15%
PF	0.9
Beam Distribution	30°, 40°, 80°
LED Life @ 50,000 Hours	87.5%
Housing Finish	Matte Black, Custom Colours
Housing Details	Die Cast Aluminum
Lens Details	Clear Polycarbonate Lens
Mounting	Yoke Mount, Slip Fit, Highbay Yoke Mount
Operating Temp.	-40°C to +45°C
Factory Installed Options	7 PIN Receptacle with Shorting Cap ANSI C136. 41-2013 compliant
Options Sold Separately	ANSI C136. 41-2013 compliant
Certifications	UL, Wet Location, IP65 & DLC (Coming Soon)

\*Standard Configuration

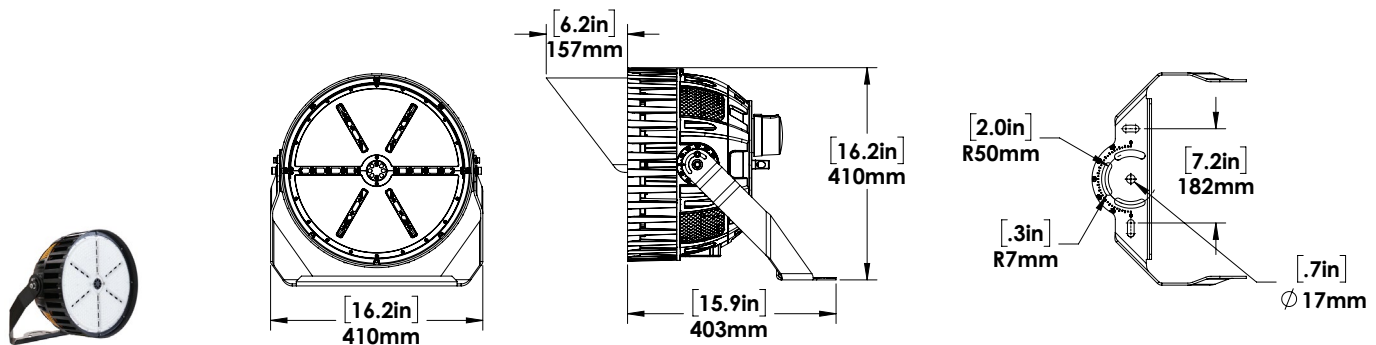


In progress

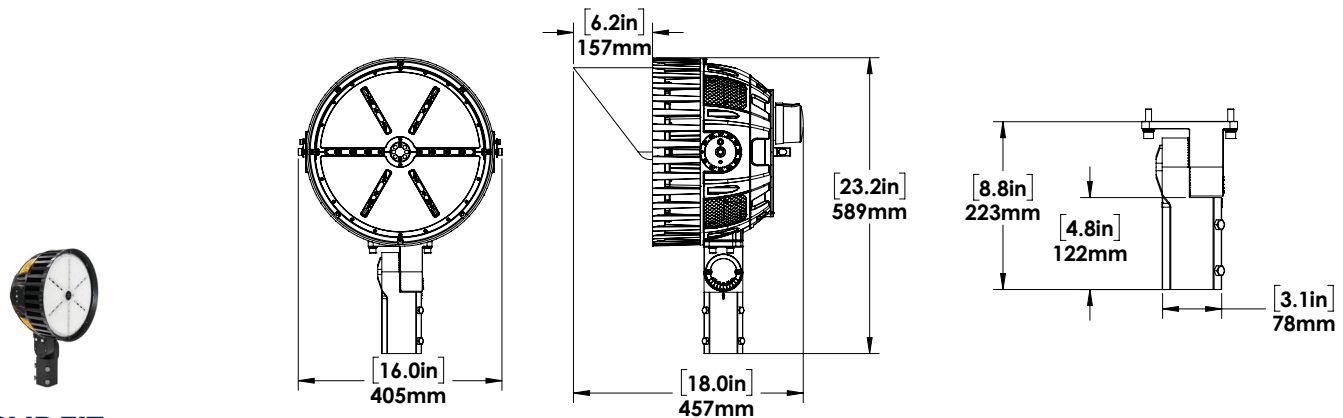
## DIMENSIONS:



**HIGHBAY YOKE**



**YOKE**



**SLIP FIT**

**VISOR**

used to cut down on glare

**Note:**

Screws included in package.

**LASER POINTER**

used to accurately aim the  
fixture to the desired location

Range of the laser pointer: 200 meters.  
It is operated by rechargeable batteries

**Note:**

Rechargeable batteries and power adapter  
included in package.

AMPERAGE DRAW & SURGE PROTECTION						
CURRENT (A)						SURGE PROTECTION
	120V	208V	240V	277V	347V	120-347V
SFL1-LED	4.38A	2.53A	2.19A	1.9A	1.52A	6kV
TM-21 ESTIMATED LUMEN MAINTENANCE						
	50,000 Hours		75,000 Hours		100,000 Hours	
SFL1-LED	87.5%		81.7%		76.2%	
EPA (ft²)						
	0° Tilt			90° Tilt		
SFL1-LED With Yoke	1.36			1.84		
SFL1-LED With Slipfit	1.42			1.95		
WEIGHT (lbs)						
SFL1-LED With Yoke	32.67					
SFL1-LED With Slipfit	33.33					
SFL1-LED With Highbay Yoke	32.67					

SPECIFICATIONS							
Model Number	Voltage (V)	Power (W)	Light Output (lm)	Efficacy (lm/W)	THD (%)	PF	CCT (K)
SFL1-LED500-H-4K-30DEG-XXX-DIM-[Blank;7PIN]-[Blank;SP10]	120-347	486	70589	145.4	15.0	0.900	4000
SFL1-LED500-H-5K-30DEG-XXX-DIM-[Blank;7PIN]-[Blank;SP10]	120-347	486	71040	146.3	15.0	0.900	5000
SFL1-LED500-H-4K-40DEG-XXX-DIM-[Blank;7PIN]-[Blank;SP10]	120-347	486	71388	146.8	15.0	0.900	4000
SFL1-LED500-H-5K-40DEG-XXX-DIM-[Blank;7PIN]-[Blank;SP10]	120-347	486	72003	148.2	15.0	0.900	5000
SFL1-LED500-H-4K-80DEG-XXX-DIM-[Blank;7PIN]-[Blank;SP10]	120-347	486	70867	146.0	15.0	0.900	4000
SFL1-LED500-H-5K-80DEG-XXX-DIM-[Blank;7PIN]-[Blank;SP10]	120-347	486	71387	147.0	15.0	0.900	5000

## CANDELA PLOTS:

## ORDERING GUIDE:

SFL1	LED500	H	DIM					
Fixture	Wattage	Voltage	Colour Temp.	Optics	Finish	Dimming	Options	Surge Protection
	LED500	H - 120-347V	4K - 4000K 5K - 5000K*	30DEG - 30 Degrees 40DEG - 40 Degrees 80DEG - 80 Degrees (Recommended option for highbay applications is 80DEG)	BLK - Matte Black* CC - Custom Colours	DIM - 0-10V Dimming	BLANK 7PIN - 7 PIN Receptacle for Smart Controls	BLANK SP10 - 10kV Surge Protection

\* Standard Configuration

STOCK CODE	DESCRIPTION
093537	SFL1-LED500-H-4K-30DEG-BLK-DIM
093691	SFL1-LED500-H-4K-40DEG-BLK-DIM
093693	SFL1-LED500-H-4K-80DEG-BLK-DIM
093690	SFL1-LED500-H-5K-30DEG-BLK-DIM
093692	SFL1-LED500-H-5K-40DEG-BLK-DIM
093698	SFL1-LED500-H-5K-80DEG-BLK-DIM

## ORDERING GUIDE FOR ACCESSORIES

### Options Sold Separately

Check the items that you wish to order:

- ☐ 002483 - SFL1-SLIP FIT BLK
- ☐ 002488 - SFL1-SPORT FLOOD LIGHT YOKE BLK
- ☐ 002486 - SFL1- HIGHBAY YOKE BLK
- ☐ 002491 - SFL1-VISOR BLK
- ☐ 002494 - SFL1/SFL2-LASER POINTER