



RH3S-LED

Round Highbay



The RHS-LED Series of highbay luminaires are ruggedly designed, easy to install, and deliver a high lumen output ideal for illuminating warehouses, manufacturing facilities, recreational facilities, and gymnasiums. This fixture series offers the most current, easy to use, affordable control options adding greater functionality to your installation. NEMA4X and NSF certified.

IDEAL APPLICATIONS

- ✓

Warehouses
- ✓

Gymnasiums
- ✓

Factories
- ✓

Service Bays
- ✓

Food & Beverage Processing
- ✓

Retail stores

SPECIFICATIONS

RH3S-LED300A240					
PERFORMANCE					
Light Output	51500/46300/41200 lm				
Efficacy	172 lm/W				
CCT	4000K/5000K (Color Selectable)				
Beam Distribution	90°				
Replaces Up to	1000W MH				
CRI	83				
ELECTRICAL					
Wattage	300/270/240W				
Voltage	120-347V				
Surge Protection	6kV (Built-in Driver) as per IEC/EN61000-4-5				
Power Factor	>0.99				
THD	<3%				
Cord	Pre-installed Power Cable (6 ft, 3x18 AWG) & Dimming and 12VDC AUX Cable (1.6ft, 3x22 AWG)				
Battery Backup	40W (Option Available)				
MAX AMPERAGE DRAW (A)					
	120V	208V	240V	277V	347V
RH3S-LED300A240	2.78	1.60	1.39	1.20	0.96

RH3S-LED300A240		
CONSTRUCTION		
Housing	Die-cast Aluminum - Matte Black	
Lens	Polycarbonate	
Weight	8.6 lbs	
AMBIENT OPERATING TEMPERATURE		
Fixture: -40°C to 50°C		
Motion Sensor: -30°C to 50°C		
Battery Backup: 0°C to 50°C		
MOUNTING		
Suspended Mount(Included), Pendant Mount, Yoke Mount		
CERTIFICATIONS		
cULus Listed for Canada and USA, per UL 1598, CSA C22.2 No. 250.0		
NEMA4X per UL 50E, NSF (Splash and Non Food Zone)		
DLC Premium		
CONTROLS		
0-10V Dimming (Dim to Off)		
PIR/ Microwave Motion Sensor/Dimmer (Dual Functionality)		
LUMEN MAINTENANCE		
L90	L80	L70
43,000 Hrs	90,000 Hrs	145,000 Hrs

All reported values were tested at 120V and 4000K and shown for the highest lumen setting.

Life hours are derived from IESNA LM-80 testing report and projected per IESNA TM-21 calculations.



ORDERING GUIDE

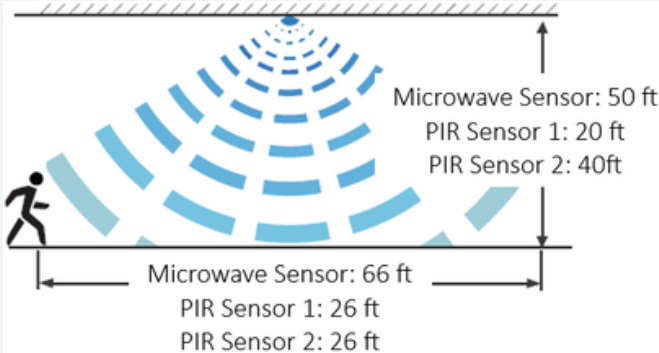
RH3S	LED300A240	H	VK	BLK	DIM	PCL	FS	N4X
Fixture	Wattage	Voltage	Colour Temp.	Finish	Dimming	Lens	NSF Certification	NEMA4X Certification
	LED300A240	H - 120-347V	VK - Colour Selectable (4000K/ 5000K)	BLK - Matte Black	DIM - 0-10V Dimming	PCL - Polycarbonate Lens	FS - NSF	N4X - NEMA 4X

Default Setting: 300W, 5000K

STOCK CODE		INCLUDED IN THE BOX	
083582	RH3S-LED300A240-H-VK-BLK-DIM-PCL-FS-N4X		Pre-installed Power Cable & Dimming and 12VDC AUX Cable
			M10 Hook

ACCESSORIES SOLD SEPARATELY			
	002398 - RH3S STEEL WIRE GUARD		080909 - MICROWAVE SENSOR (50ft max height) 081300 - PIR SENSOR 1 (20ft max height) 081837 - PIR SENSOR 2 (40ft max height) All motion sensors can be used as dimmer only.
	083687 - RH3S ALUMINUM REFLECTOR		
	083689 - RH3S POLYCARBONATE REFLECTOR		
	081622 - RHS POLYCARBONATE REFLECTOR COVER		140748 - M10-1/2" NPT ADAPTER NICKEL PLATED IRON BLK
	002327 - JUNCTION BOX PENDANT KIT BLK		140750 - M10-3/4" NPT ADAPTER NICKEL PLATED IRON BLK
	083686 - RH3S YOKE BLK		002318 - 40W 120-347V EMERGENCY BATTERY BACKUP BLK

MOTION SENSOR SPECIFICATIONS

Operating Voltage	12VDC
Operating Current	30mA
Output Voltage	0-10V
Stand-by Power	<0.5W
Maximum Mounting Height/Range	
Maximum Detection Angle	360°
IP Rating	IP65
Brightness	70%/80%/90%/100%*
Sensitivity	20%/50%/75%/100%*
Hold Time	10s/1min*/10min/30min
Daylight Threshold	10Lux/30Lux/50Lux/100Lux/Disabled*
Stand-by Time	1min*/30min/60min/+∞
Stand-by Dim Level	10%/20%*/30%/50%

Default settings marked with *

Default Setting: After no motion for 1min (hold time), the fixture will dim from 100% (brightness) to 20% (stand-by dim level).

After no motion for another 1 min (stand-by time), the fixture will turn off.

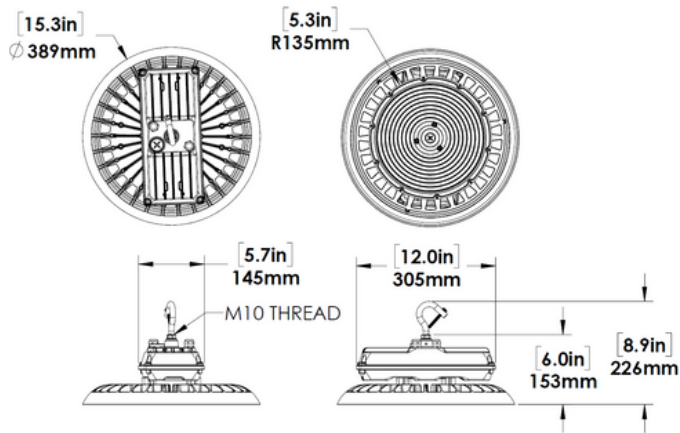
For instructions on programming the motion sensor remote control, please see the Installation Instructions.

BATTERY BACKUP SPECIFICATIONS

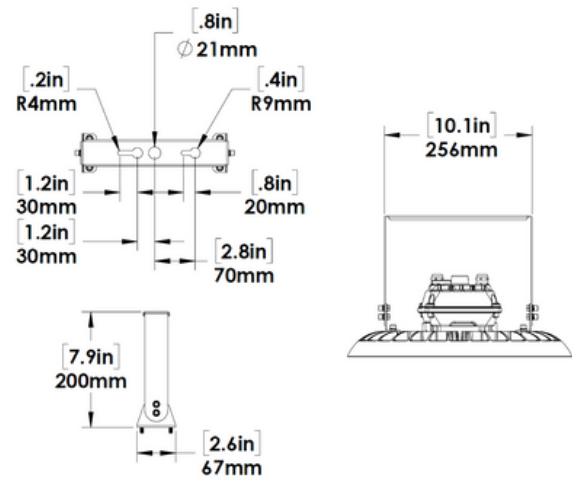
Input Power	8W
Output Power	40W
Input Voltage	120-347V
Recharge Current	0-500mA
Recharge Time	24 Hrs
Discharge Time	90 min
IP Rating	IP65
Installation	Field installed - Suspension Mounted

DIMENSIONS

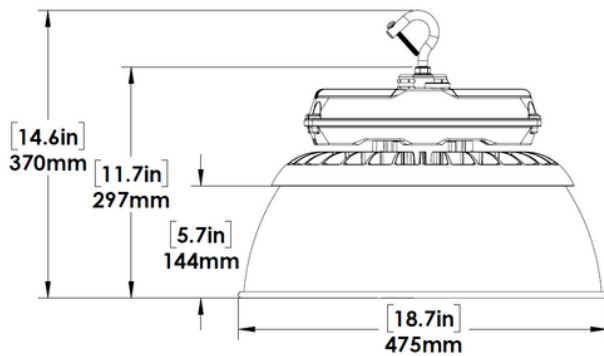
FIXTURE & STANDARD SUSPENSION MOUNT



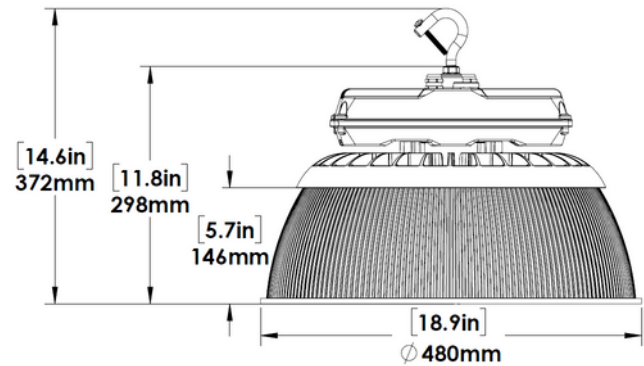
YOKE MOUNT



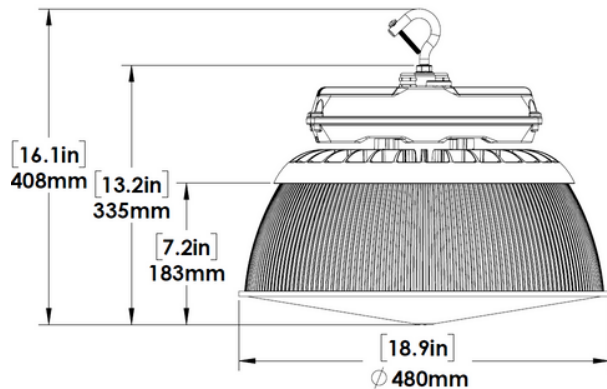
ALUMINUM REFLECTOR



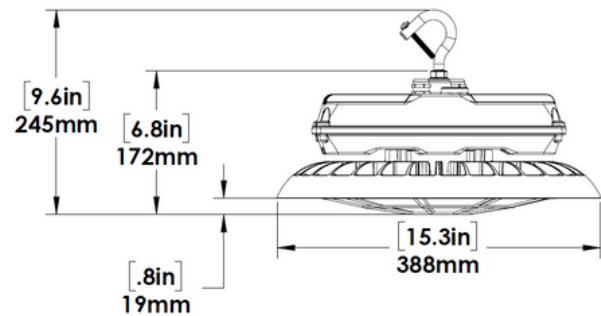
POLYCARBONATE REFLECTOR



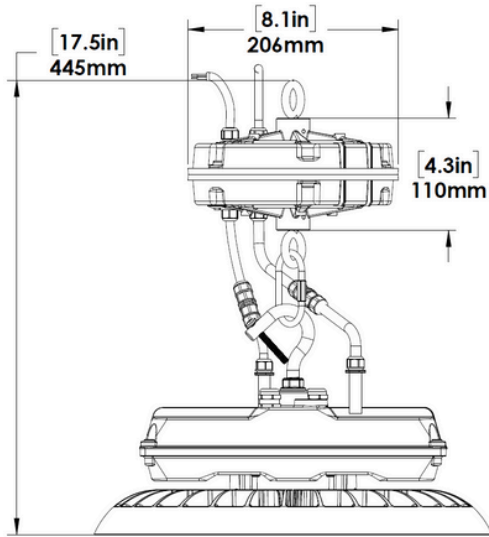
POLYCARBONATE REFLECTOR & COVER



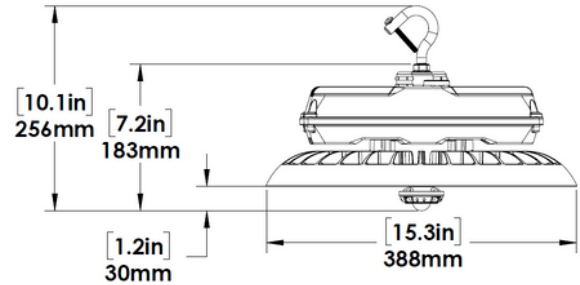
WIRE GUARD



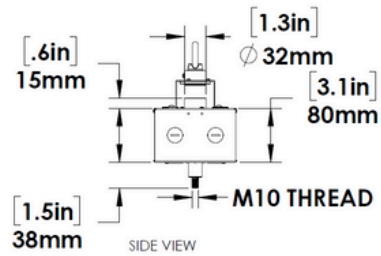
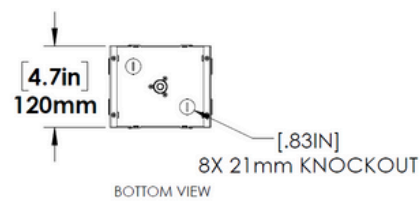
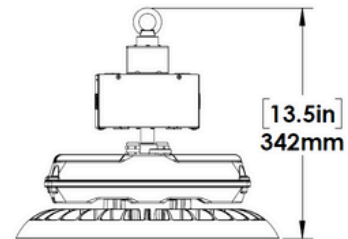
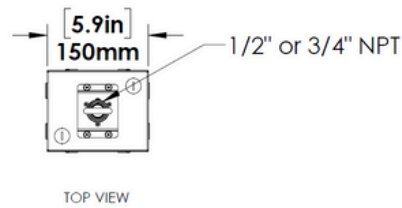
BATTERY BACKUP



MOTION SENSOR



JUNCTION BOX PENDANT KIT

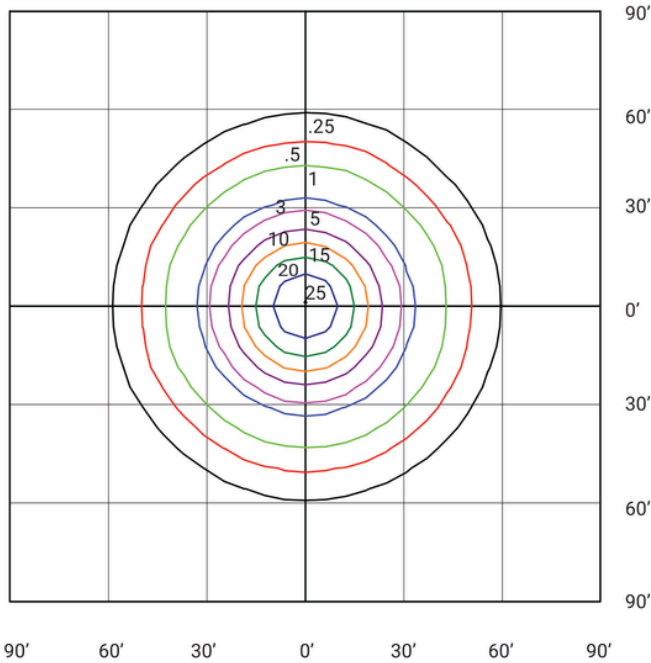


PHOTOMETRIC PLOT

RH3S-LED300A240 MOUNTED AT 30 FT

LUMENS 50946.9

MAX CALCULATED VALUE 29.20Fc



NOTE: Photometric plots are shown at the maximum lumen setting, 120V and 5000K