



Surface Mount Wrap  
SMW2N-LED



This 2' linear wrap fixture is ideal for indoor use featuring an easy-to-use link connector for combining multiple fixtures in one row. SMW2N is color selectable, allowing to choose the color temperature that best suits the application. Fixture has contractor friendly design with clips at either end of the fixture to facilitate seamless lens removal for easy installation. Moreover, variety of accessories are offered with SMW2N to facilitate dimming and different interconnection needs.

IDEAL APPLICATIONS

- ✓ Foyers
- ✓ Utility Area
- ✓ Hallways
- ✓ Stairwells

SPECIFICATIONS

PERFORMANCE	
Light Output	2900lm
Efficacy	123 lm/W
CCT	3500/4000/5000K (CCT Selectable)
Beam Angle	110°
Replaces Up to	2' T8 lamp
CRI	87
ELECTRICAL	
Wattage	24W
Voltage	120-277V
Surge Protection	2.5kV
Power Factor	>0.99
THD	11%
Daisy Chain	Max. 15 fixtures
CONSTRUCTION	
Housing	Steel Housing
Lens	Frosted Polycarbonate Lens
Weight	2.2 lbs

AMBIENT OPERATING TEMPERATURE			
-40°C to 40°C (-40°F to 104°F)			
MOUNTING			
Surface Mount (Accessories Included), Suspension Mount			
CERTIFICATIONS			
ETL Listed for Canada & USA per UL 1598 & CSA C22.2#250.0 Ed.5			
IP20			
DLC Standard			
CONTROLS			
Dimming		0-10V (10-100% Dimming, Dim to Off)	
LUMEN MAINTENANCE			
L90	L80	L75	
46,000 Hrs	100,000 Hrs	>100,000 Hrs	
MAX AMPERAGE DRAW			
120V	208V	240V	277V
0.22 A	0.128 A	0.111 A	0.096 A

Note: Electrical and light performance data is based on LM79 test reports, measured at 4000K and 120V.  
Life hours are derived from IESNA LM-80 testing report and projected per IESNA TM-21 calculations.



## ORDERING GUIDE




SMW2N	LED24	B	VK	WHT	DIM	FR
-------	-------	---	----	-----	-----	----

Fixture	Wattage	Voltage	Colour Temp.	Finish	Dimming	Lens
SMW2N	LED24	B - 120-277V	VK - CCT Selectable 3500K/ 4000K/ 5000K	WHT - White	DIM - 0-10V Dimming	FR - Frosted Lens

Default Setting: 4000K

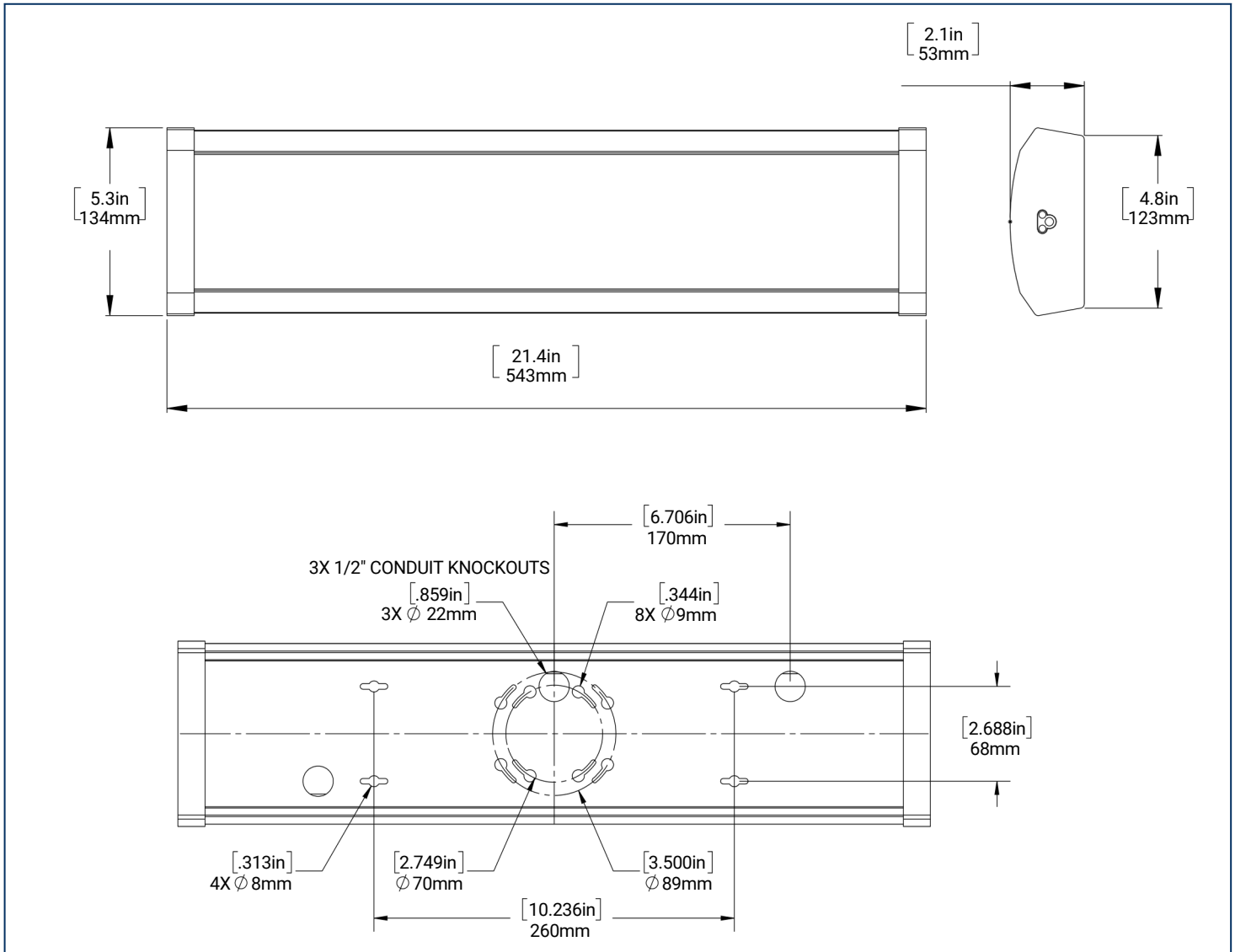
STOCK CODE	
084319	SMW2N-LED24-B-VK-WHT-DIM-FR

INCLUDED IN THE BOX			
3 PIN LINK CONNECTOR		SURFACE MOUNT KIT	

ACCESSORIES SOLD SEPARATELY					
012572	SMW-END CAP FOR 5-PIN LINK CONNECTOR		012557	SMW-LED 5' CORD & PLUG WHT FOR 3-PIN	
012575	SMW-LED LINK CONNECTOR FOR 5-PIN		012559	SMW-LED LINK CONNECTOR FOR 3-PIN	
012573	SMW-LED 5' INTERCONNECT CABLE FOR 5-PIN		012568	SMW-LED 6' INTERCONNECT CABLE WHT FOR 3-PIN	
012574	SMW-LED 1' INTERCONNECT CABLE FOR 5PIN		012558	SMW-LED 1' INTERCONNECT CABLE WHT FOR 3-PIN	
012571	SMW-END CAP FOR CONDUIT ENTRY (Conduit pipe not included)				

## DIMENSIONS

SMW2N-LED24



## PHOTOMETRIC PLOTS

