



# VEK-LED

## Wall Pack



The VEK-LED Series wall light with sleek adjustable head is designed for all outdoor wall mount lighting application with wide voltage, CCT and lumen selection and customization options making it the ideal choice for perimeter lighting.

### IDEAL APPLICATIONS

- ✓ Perimeter Lighting
- ✓ Condos
- ✓ Schools
- ✓ Architectural Application
- ✓ Townhouses
- ✓ Sign Lighting

### SPECIFICATIONS

	VEK1-LED40A20	VEK2-LED80A40
PERFORMANCE		
Light Output	5550/4400/2900 lm (Lumen Selectable)	11900/9300/6200 lm (Lumen Selectable)
Efficacy	146 lm/W	155 lm/W
CCT	CCT Selectable - 3000/4000/5000K	
Beam Distribution	Type III	
Replaces Up to	150 MH	400 MH
LED Lifetime (L80)	>100,000 Hrs	
CRI	75	75
ELECTRICAL		
Wattage	40/30/20W	80/60/40W
Voltage	120-347V	
Surge Protection	6kV (Built-in Driver)	4kV (Built-in Driver) 10kV external (Standard)
Power Factor	>0.99	
THD	6.5%	7.9%
BUG Rating	B2-U1-G1	B3-U2-G1

**Note:** Default factory setting is 4000K, Highest Wattage, Photocell connected

	VEK1-LED40A20	VEK2-LED80A40
CONSTRUCTION		
Housing	Die-cast Aluminum	
Paint Specs	Polyester powder coating with 250hrs salt spray rating	
Lens	Clear Tempered Glass	
Weight	4.40 lbs	6.16 lbs
AMBIENT OPERATING TEMPERATURE		
Fixture: -40°C to 40°C (-40°F to 104°F)		
MOUNTING		
Wall Mount, Sign Lighting (Arm)		
CERTIFICATIONS		
cULus Listed for Canada and USA, per UL 1598, CSA C22.2 No. 250.0		
DLC Premium		
CONTROLS		
0-10V Dimming (Dim to Off)		
Photocell, Microwave Motion Sensor		

All reported values were tested at 120V and 4000K and shown for the highest lumen setting.

### ORDERING GUIDE



Fixture	Wattage	Voltage	Colour Temp.	Finish	Dimming	Controls	Arm
VEK1	LED40A20	H - 120-347V	VK - Colour Selectable	BRZ - Bronze <sup>a</sup>	DIM - 0-10V Dimming	PC - Photocell <sup>a</sup>	Blank <sup>a</sup>
VEK2	LED80A40		(3000K/ 4000K/ 5000K)	CST - Custom Colour		DHFS - Microwave motion sensor	PPET36" - 36" Parappet mount Arm
						SMS - On/Off motion sensor (MS180S)	PPET72" - 72" Parappet mount Arm
							PPETXX- Parapet Mount with Custom Arm Length

Options

Blank<sup>a</sup>

SP10 - 10kV Surge<sup>b</sup> Protector

<sup>a</sup>Standard Configuration

<sup>b</sup>Standard for VEK2

\*For details on MS180S, refer to the link: <https://rabdesign.ca/product/ms180s/>

STOCK CODES	
087335	VEK1-LED40A20-H-VK-BRZ-DIM-PC
087336	VEK2-LED80A40-H-VK-BRZ-DIM-PC-SP10

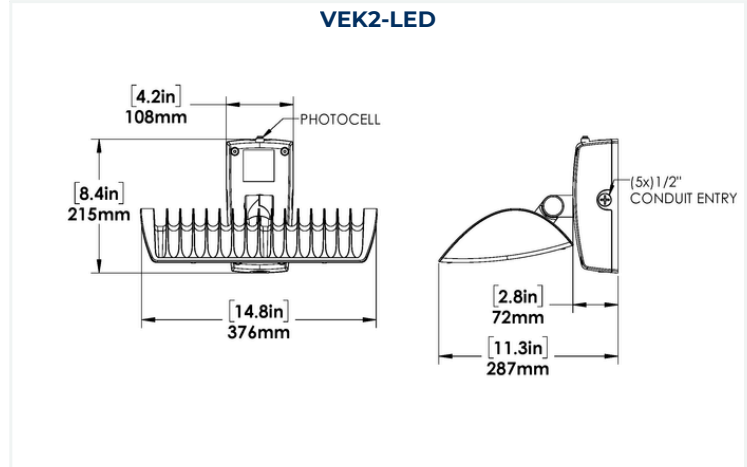
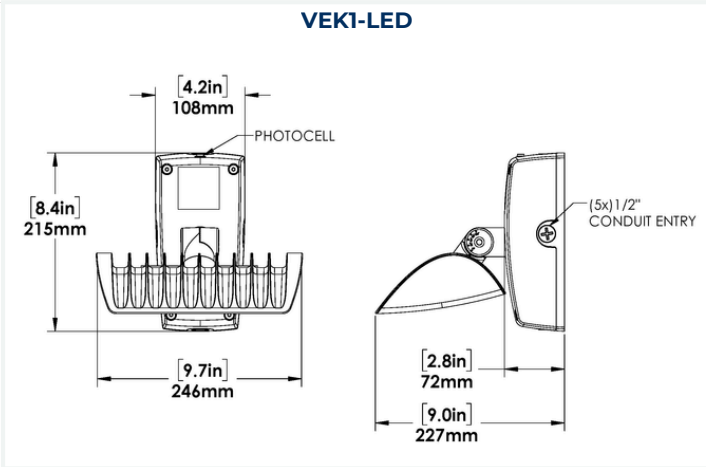


LUMEN MAINTENANCE		
L90	L80	L70
46,000 Hrs	95,000 Hrs	150,000 Hrs

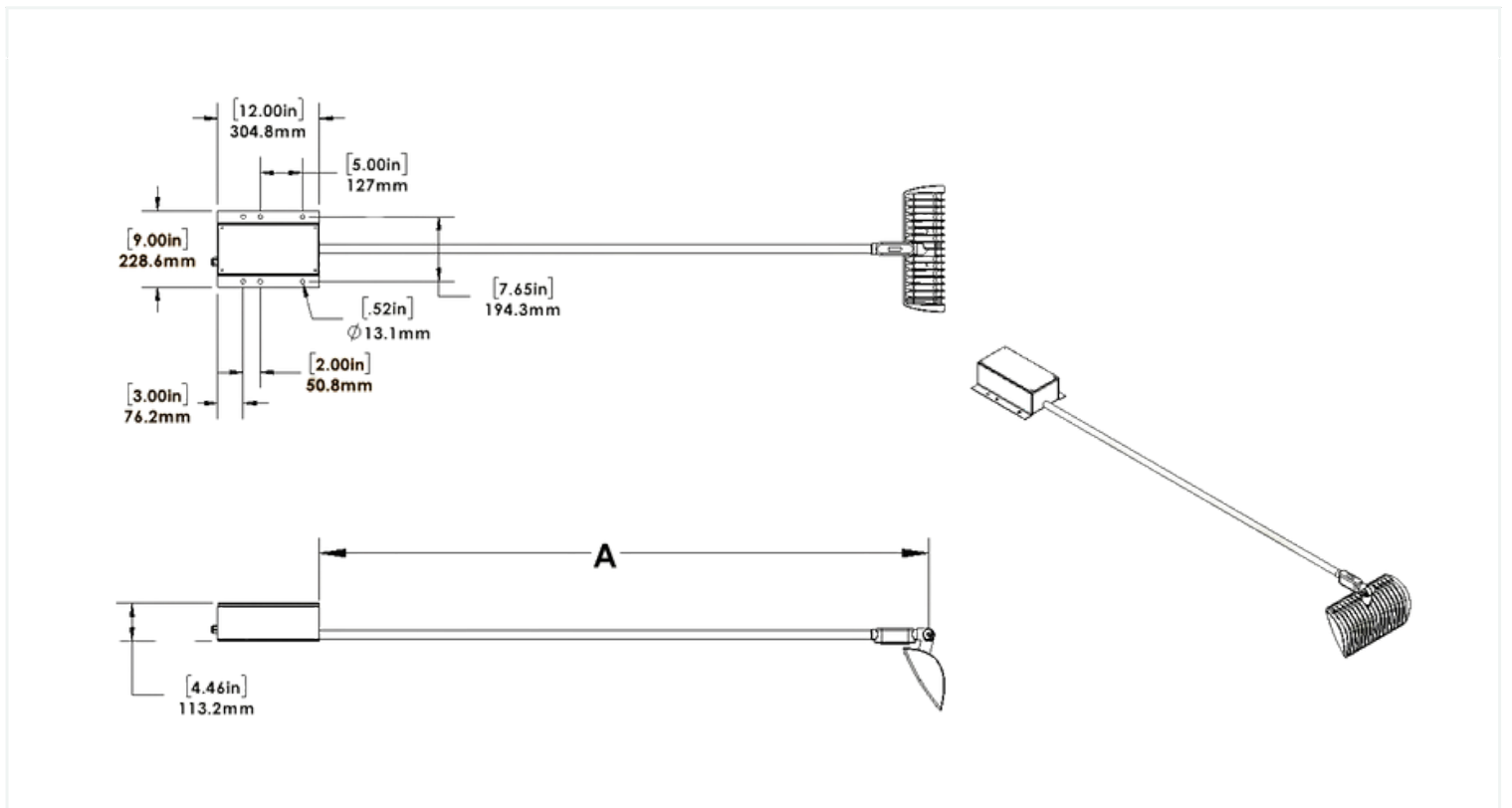
Life hours are derived from IESNA LM-80 testing report and projected per IESNA TM-21 calculations.

MAX AMPERAGE DRAW (A)					
	120V	208V	240V	277V	347V
VEK1-LED40A20	0.333	0.192	0.167	0.144	0.115
VEK2-LED80A40	0.666	0.385	0.333	0.289	0.231

## DIMENSIONS



## SIGN LIGHT OPTION



PPETXX - Parapet Mount with Custom Arm Length

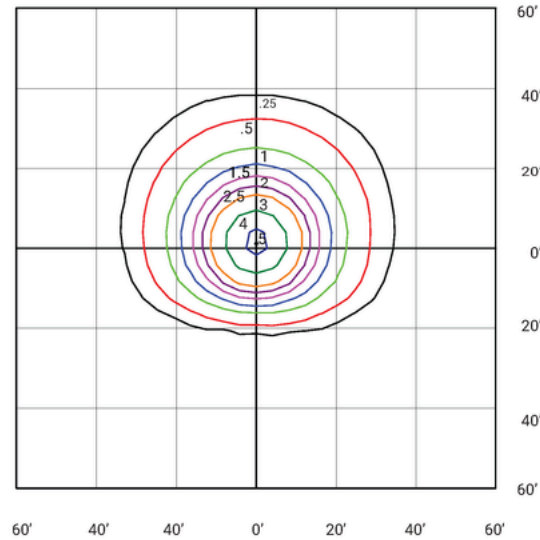
PARAPET CUSTOM ARM LENGTH (A)	
PPET36	36" (914.4mm)
PPET72	72" (1828.8mm)

## PHOTOMETRIC PLOTS

### VEK1-LED40A20-H-VK-DIM-PC-SP10 (40W, 120V 4000K) MOUNTED AT 20 FEET

LUMENS: 5,118 LM

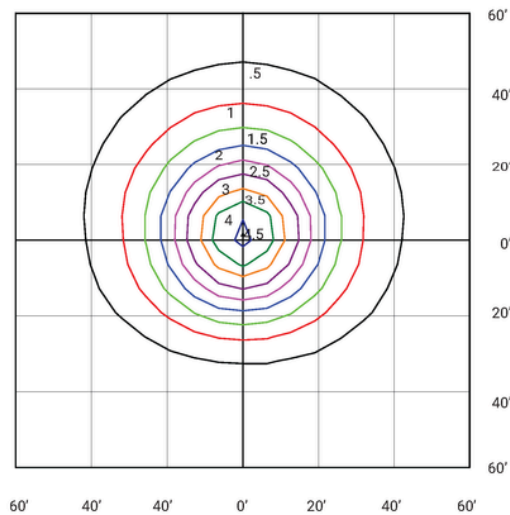
MAX CALCULATED VALUE: 5.27 FC



### VEK2-LED80A40-H-VK-DIM-PC-SP10 (80W, 120V 4000K) MOUNTED AT 30 FEET

LUMENS: 10,871 LM

MAX CALCULATED VALUE: 4.64 FC

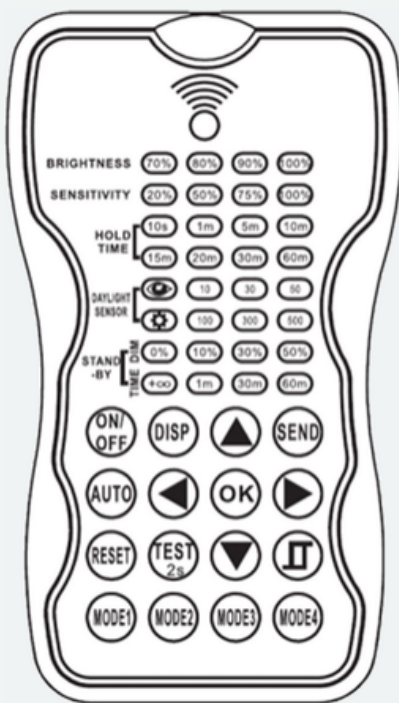


# DIMMING HIGH FREQUENCY MOTION SENSOR (DHFS)

SENSOR SPECIFICATIONS	
POWER SUPPLY	12V-24V DC
HIGH FREQUENCY SYSTEM	5.8GHZ +/-75MHZ
DIM CONTROL OUTPUT	0-10V, MAX. 25MA SIMLING CURRENT
DETECTION RADIUS/ANGLE	MAX 26FT (8M)/360°
MOUNTING HEIGHT	MAX 40FT
REMOTE RANGE	50FT. (15M) INDOOR, NO BACKLIGHT
HUMIDITY	MAX. 90% RH
TEMPERATURE	-40°C to 70°C (-40°F to 158°F)

DEFAULT FACTORY SETTING	
BRIGHTNESS	100%
SENSITIVITY	100%
HOLD TIME	5 MINS
DAYLIGHT SENSOR	☼
STAND-BY DIM	30%
STAND-BY TIME	60 MINS

## FEATURES



### BRIGHTNESS:

Sets the highest light fixture brightness when motion is detected.

### SENSITIVITY:

Sets the sensitivity to which the sensor will detect motion.

### HOLD TIME:

The time the light fixture will remain at the brightness setting after it detects motion.

### DAYLIGHT SENSOR:

The lux setting that the light fixture will turn on/off. If the ambient lux is more than the defined lux setting, the fixture & sensor function will turn off and remain off until the ambient lux is below the setting. To disable the lux sensor, select the SUN icon. To set the lux to match current room conditions, select the EYE icon.

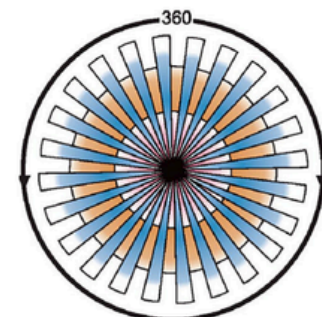
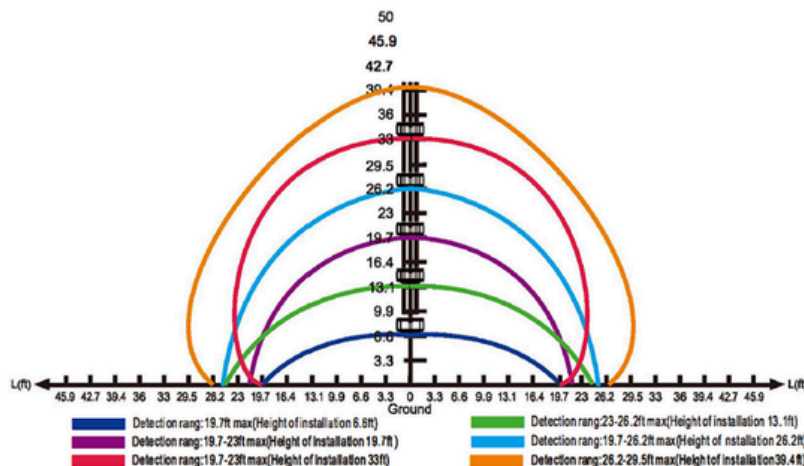
### STAND-BY DIM:

The Dim level that the light fixture will dim down after the Hold Time has expired. To disable dimming and only have ON/OFF, select the 0% icon

### STAND-BY TIME:

The time the light fixture will remain in the dim down state before it shuts off. To disable the light from shutting off, select the INFINITY icon.

## SENSOR COVERAGE



Detection angle