

Introducing the new

Jaguar Area Light



JAGUAR Area Light

The JAGUAR area light leaps ahead of the competition by allowing you to swiftly select your beam distribution by a switch on the fixture or a remote control from the ground.* This agile powerhouse seamlessly integrates remote beam control, adaptable wattage, wide voltage compatibility, advanced controls, and selectable CCT.

Engineered with precision for life in the real world, the JAGUAR combines unmatched power and versatility to set a new standard for area lighting.



Beam Selectable

Choose Type II / III / IV or Type III / IV / V beam distribution while onsite.



CCT & Wattage Switch

Effortlessly adjust colour temperature and wattage onsite to create the optimal lighting environment.

*Installer must select between remote control or switch.

Top-tier technology and sleek design in a fiercely powerful package, JAGUAR is crafted for exceptional performance and unmatched value. Available in two sizes and four streamlined SKUs, it's built to run efficiently, delivering all essential features in one box with options for add-ons. Conquer any lighting challenges with the prowess of a JAGUAR.



JAG1S

LED100A60
LED150A100



JAG2S

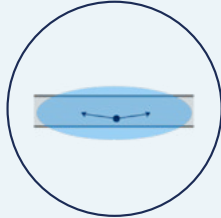
LED240A180
LED300A240



Advanced Features

Adaptive Beam Precision

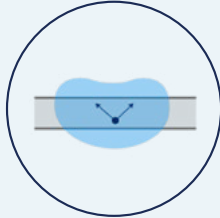
Delivers light exactly where it's needed, reducing waste and enhancing both visibility and comfort.



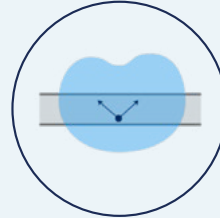
Type II

High-Impact Flexibility

Offers multiple beam options to match diverse lighting requirements.



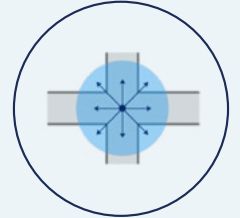
Type III



Type IV

Balancing Brightness and Sustainability

Delivers high lumen output with over 160 lm/W efficiency, providing powerful illumination while minimizing energy costs.



Type V




JAGUAR—the apex of area lighting

- Seamless, Eye-Catching Form
- Elegance with a Striking Appearance
- Robust Construction
- Photocell-Beam-Lumen Sensor (PBLs)*



RC107 Remote for PBLs Control
— remote sold separately.



Effortless installation with no tiny screws or tedious labour.

Easily accessible, switch-adjusted settings or remote control, enable effortless configuration post-installation.

- Versatile Mounting Options
- Advanced Glare & Backlight Control
- Simple Power & Dimming Connections



Yoke Mount



Direct Mount



Direct Trunnion Mount



Slip Fitter BRZ



House Cutoff Shield



Side Cutoff Shield



Motion Sensor Remote Control



PBLs Remote Control

Ideal solution for:

- ✓ Parking lots
- ✓ Pathways / walkways
- ✓ Dealerships
- ✓ Commercial plazas
- ✓ Outdoor courts
- ✓ Schools

Specifications:

	JAG1S		JAG2S	
	LED100A60	LED150A100	LED240A180	LED300A240
	PERFORMANCE			
Light Output	14500 lm	22000 lm	35000 lm	43500 lm
Efficacy	160 lm/W			
CCT	CCT Selectable - 3000K / 4000K / 5000K			
Beam Distribution	Type II / Type III / Type IV or Type III / Type IV / Type V			
LED Lifetime (L70)	100 000 hours			
CRI	> 80			