

MOTION SENSORS

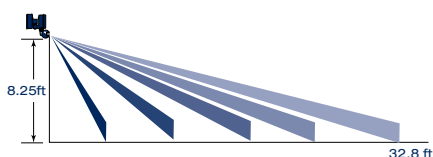
LED

- Automatically activates light when motion is detected
- Convenient, dusk-to-dawn operation
- Adjustable time delay and LUX controls
- Durable construction stands up to harsh weather conditions

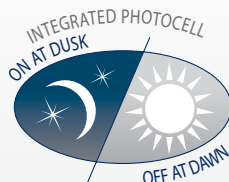
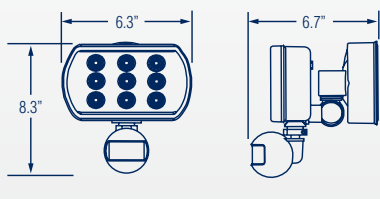
- LED's will deliver 70% of its initial lumens for a minimum of 50,000 hours of operation
- Suitable for wet locations

MS-1H
MS-2H

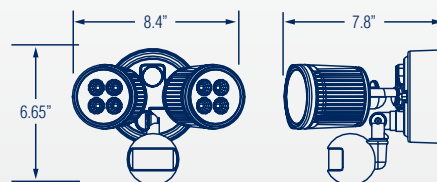
Detection Pattern



MS-LED-1H



MS-LED-2H



ORDER#

	MS-LED-1H #050027	MS-LED-2H #050028
INPUT WATTS	25W	24W
EQUIVALENT TO	up to 300W Quartz	2 x PAR90
LUMEN OUTPUT	1,800	1,500
LAMP LIFE	>50,000 hours	>50,000 hours
COLOR TEMP	5,000k	5,000k
VOLTAGE	120VAC	120VAC
WORKING TEMPERATURE	-40°C to +40°C	-40°C to +40°C
COLOR RENDERING INDEX (CRI)	>70	>70
FINISH	Black, White	Black, White
RATED IP55		

