



P8RD 42" BOLLARD - HID / LEDS

The P8RD bollard is suitable for landscape and pathway lighting with glare free distribution. Ideal for use in shopping malls and commercial real estate.

LOWER BODY 8" round extruded aluminum (.125 wall thickness) that fits over base and secured with stainless steel screws. Body has a powder coat paint finish.

UPPER BODY DOME CAP 8" steel dome cap is secured in place with stainless steel screws. Upper reflector is secured to the dome cap. For lamp replacement this section is removed. Upper body has a powder coat paint finish.

OPTICS Upper and lower reflectors are Spun aluminum cone, anodized, type V distribution. Internal house shield is available as 90 or 180 degrees.

LENS Clear acrylic

MOUNTING Cast aluminum base with four galvanized steel anchor bolts (1/2" x 12"). Lower body is secured to base with stainless steel screws.

LEDS Eighteen 1.2 watt LEDS, K2 80 lumens per white LED. Also available in blue, red, amber and green.

DRIVERS Advance drivers 120 to 277 volts. For 347 volts integral step down transformer. 25 watts total draw.



BALLAST All ballasts for Metal Halide are Tri-Tap 120,277,347 volts for 50, 70 and 100 watts. High Pressure Sodium ballasts are available as 120 volts normal and high power factor and as Tri-Tap 120,277,347 volts in 50, 70 and 100 watts.

LAMP All units come complete with lamp.

SOCKET Medium base 4KV pulse-rated socket with a nickel-plated screw shell and a spring-loaded centre contact.

FINISH Standard paint finishes are Bronze, Black and White. Custom colours are available upon request.

OPTIONS House side cut-off and tamper proof hardware.



www.rabdesign.ca

Catalog Code

P8RD

W - WHITE R - RED G - GREEN
B - BLUE A - AMBER

LED

50HPS 70HPS 100HPS
50MH 70MH 100MH

HID LAMP

120NPF* 120HPF*
120 277 347

VOLTAGE

BRZ - BRONZE
BLK - BLACK
WH - WHITE

FINISH CC CUSTOM COLOUR

90 - 90 DEGREE CUTOFF
180 - 180 DEGREE CUTOFF
TP - TAMPER PROOF
HARDWARE

OPTIONS

* ONLY AVAILABLE WITH HIGH PRESSURE
SODIUM LAMPS

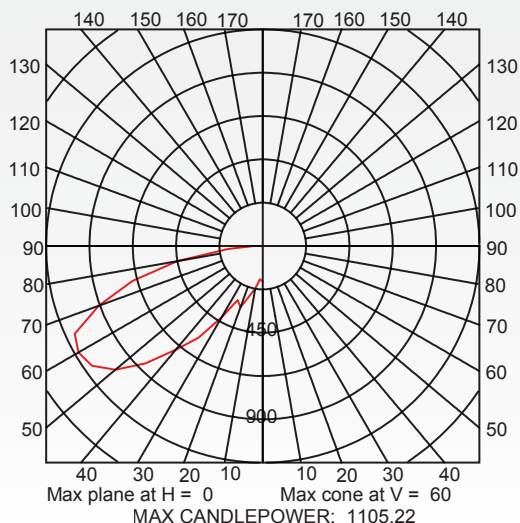
CATALOG NUMBER:

FILENAME: P8RD100MH.IES
IESNA:LM-63-1995
[MANUFAC] RAB DESIGN
[LUMINAIRE] P8RD100MH
[LAMP] 100W MH

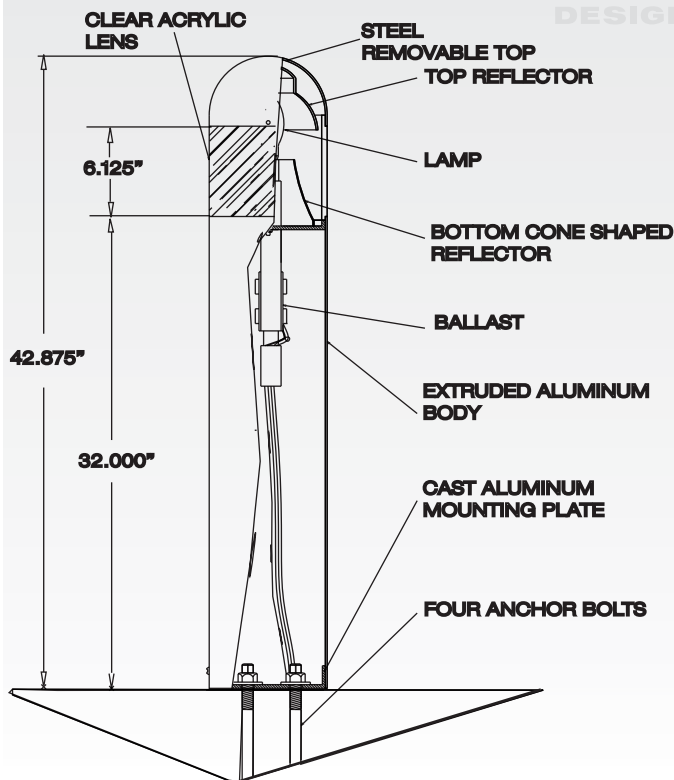
SUMMARY DATA

EFFICIENCY (Total):	56.1 %
EFFICIENCY (Down / Up):	55.9 % / 0.2 %
EFFICIENCY (Street / House):	28.0 % / 28.0 %
LUMENS/LAMP:	7600
NO. OF LAMPS:	1
LUMINOUS OPENING:	RECTANGULAR
Width:	0.20 (Meters)
Length:	0.20
Height:	0.26
INPUT WATTS:	110

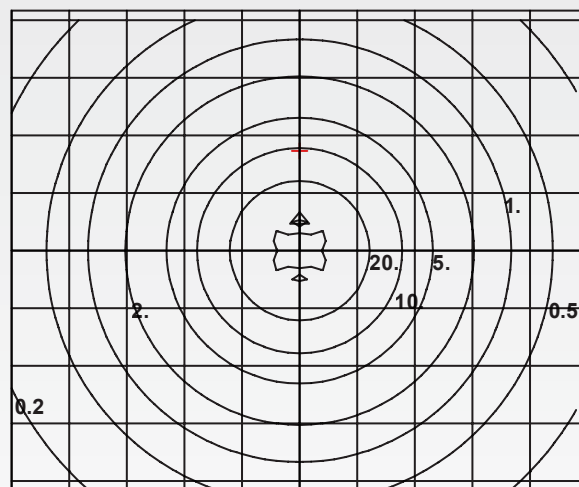
PLANE & CONE DIAGRAM



Dimensions



ISO-ILLUMINANCE DIAGRAM (fc)



Mounting Height = 3.6 Feet. Each box represents one mounting height.
+ = Point of max candela

0209