



P8S 42" BOLLARD

The P8S bollard is suitable for landscape and pathway lighting with glare free distribution. Ideal for use in shopping malls and commercial real estate.

LOWER BODY 6.75" square extruded aluminum (.140 wall thickness) that fits over base and secured with stainless steel screws. Body has a powder coat paint finish.

UPPER BODY 6.75" square extruded aluminum held in place with stainless steel screws. For lamp replacement this section is removed. Upper body has a powder coat paint finish.

TOP CAP Cast aluminum held in place with stainless steel screws. Top cap has a powder coat paint finish. Upper reflector is secured to the top cap.

OPTICS Upper and lower reflectors are spun aluminum cone, anodized, type V distribution. Internal house shield is available as 90 or 180 degrees.

LENS Clear acrylic

BALLAST All ballasts for Metal Halide are Tri-Tap 120,277,347 volts for 50, 70 and 100 watts. High Pressure Sodium ballasts are available as 120 volts normal and high power factor and as Tri-Tap 120,277,347 volts in 50, 70 and 100 watts.

LAMP All units come complete with a clear lamp. For coated lamp please state coated.



MOUNTING Cast aluminum base with four galvanized steel anchor bolts (1/2" x 12"). Lower body is secured to base with stainless steel screws.

SOCKET Medium base 4KV pulse-rated socket with a nickle-plated screw shell and a spring-loaded centre contact.

FINISH Standard paint finishes are Charcoal, Bronze, Black and White. Custom colours are available upon request.

OPTIONS House side cut-off and tamper proof hardware.



www.rabdesign.ca

Catalog Code

P8S

50HPS 70HPS 100HPS
50MH 70MH 100MH

LAMP

CO - COATED LAMP

COATED LAMP

120NPF* 120HPF*
120 277 347

VOLTAGE

BRZ - BRONZE

BLK - BLACK

CHA - CHARCOAL

FINISH WH - WHITE

CC CUSTOM COLOUR

90 - 90 DEGREE CUTOFF

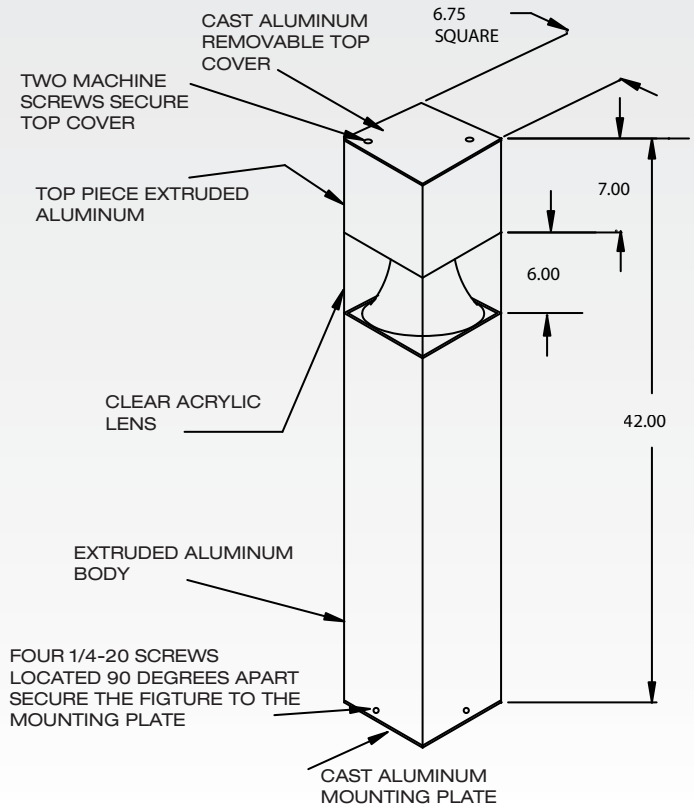
180 - 180 DEGREE CUTOFF

TP - TAMPER PROOF HARD
WARE

OPTIONS

* ONLY AVAILABLE WITH HIGH PRESSURE SODIUM
LAMPS

Dimensions



CATALOG NUMBER:

FILENAME: P8S100MH.IES

IESNA:LM-63-1995

[MANUFAC] RAB DESIGN

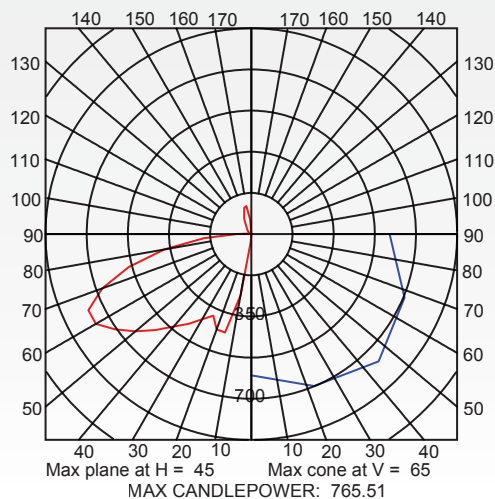
[LUMINAIRE] P8S100MH

[LAMP] 100MH

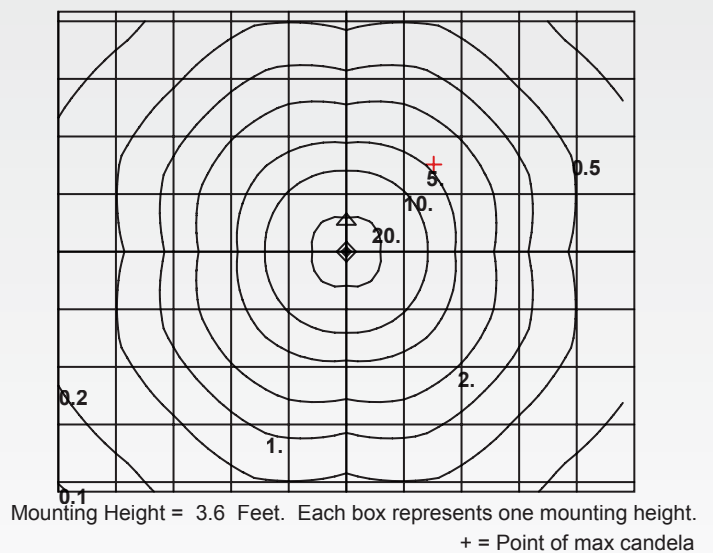
SUMMARY DATA

EFFICIENCY (Total):	43.1 %
EFFICIENCY (Down / Up):	41.2 % / 2.0 %
EFFICIENCY (Street / House):	21.6 % / 21.6 %
LUMENS/LAMP:	7600
NO. OF LAMPS:	1
LUMINOUS OPENING:	RECTANGULAR
Width:	0.17 (Meters)
Length:	0.17
Height:	0.33
INPUT WATTS:	110

PLANE & CONE DIAGRAM



ISO-ILLUMINANCE DIAGRAM (fc)



0612