



FLK KNUCKLE MOUNT FLOOD

The FLK can be used for wall or pole mounting. Ideal for commercial, Industrial lighting where lower wattage flood lighting is required. The FLK has a horizontal lamp position making it ideal for highlighting walls or surface mounted signs.

HOUSING Die cast aluminum housing with a powder coat paint finish.

DOOR - GLASS Tempered glass lens is impact and thermal shock-resistant. Door is hinged on one side and held in place with two stainless steel screws.

GASKET Full-circumference silicone gaskets seals out contaminants.

REFLECTOR Formed-aluminum reflector optimized for beam efficiency and control.

BALLAST All ballasts are Tri-Tap 120,277,347 volts. For 208 and 240 CWI options please consult factory. Available wattages are 150, 250HPS to 400HPS and 175MH, 250MH to 400MH

LAMP All units come complete with lamp. If coated lamp is required please state type.



SOCKET Mogul base 4KV pulse-rated socket with a nickle-plated screw shell and a spring-loaded centre contact.

MOUNTING Cast aluminum knuckle slip fits a 2 3/8" tenon.

FINISHES Standard finishes are bronze white and black. For custom colours please consult factory.

OPTIONS Photocell and tamper proof hardware.

Catalog Code

FLK

150HPS 250HPS 400HPS
175MH 250MH 400MH

LAMP

120 277 347
208CWI* 240CWI*

VOLTAGE

SF-SINGLE FUSE
DF-DOUBLE FUSE

PC120-PHOTOCELL
PC347-PHOTOCELL

TP-TAMPER PROOF HARD-
WARE

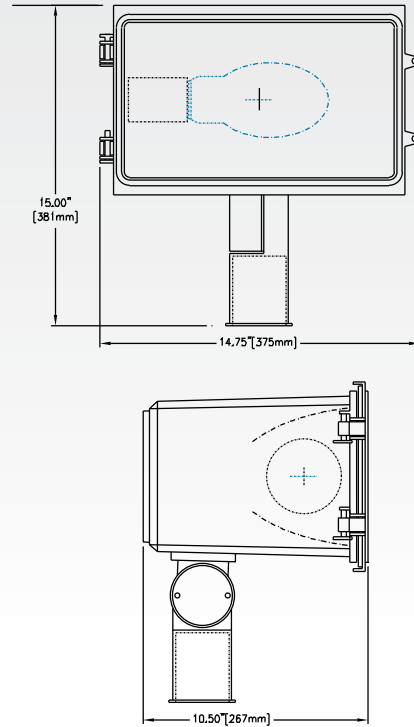
OPTIONS

BRZ-BRONZE BLK-BLACK
WH-WHITE

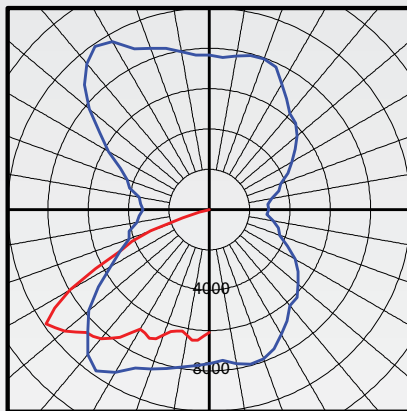
FINISH

* NOT AVAILABLE ON ALL WATTAGES

Dimensions



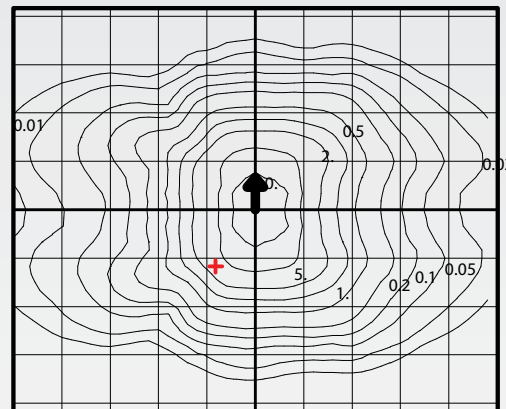
PLANE & CONE DIAGRAM



MAX CANDLEPOWER:
9887.142

Max plane at H = 215 Max cone at V = 55

ISO-ILLUMINANCE DIAGRAM



Mounting Height	Multiplier
10	4.000
15	1.778
20	1.000
25	0.640
30	0.444
35	0.327
40	0.250
45	0.198
50	0.160

+ = Point of max candela

Mounting Height = 20 Feet. Each box represents one mounting height.

CATALOG NUMBER: FLP400MH
FILENAME: FLP400MH.IES
IESNA: LM-63-1995
[TEST] Photopia 2.0.0.14 PHOTOMETRIC REPORT
[MANUFAC] RAB DESIGN
[LUMINAIRE] RAB DESIGN FLP400MH
[LUMCAT] FLP400MH
[LAMP] 400W MH
SUMMARY DATA
EFFICIENCY (Total): 67.6 %
EFFICIENCY (Down / Up): 67.6 % / 0.0 %
EFFICIENCY (Street / House): 0.0 % / 0.0 %
LUMENS/LAMP: 36000
NO. OF LAMPS: 1
LUMINOUS OPENING:
Width: 0.35 (Meters)
Length: 0.23
Height: 0.00
INPUT WATTS: 440

www.rabdesign.ca