



P6R 36" BOLLARD

The P6R bollard is suitable for landscape and pathway lighting with glare free distribution. Ideal for use in shopping malls and commercial real estate.

LOWER BODY 6" round extruded aluminum (.125 wall thickness) that fits over base and secured with stainless steel screws. Body has a powder coat paint finish.

UPPER BODY 6" round extruded aluminum held in place with stainless steel screws. For lamp replacement this section is removed. Upper body has a powder coat paint finish.

TOP CAP Cast aluminum held in place with stainless steel screws. Top cap has a powder coat paint finish. Upper reflector is secured to the top cap.

OPTICS Upper and lower reflector are Spun aluminum cone, anodized, type V distribution. Internal house shield is available as 90 or 180 degrees.

LENS Clear acrylic

BALLAST All ballasts for Metal Halide are Tri-Tap 120,277,347 volts for 50 and 70 watts. High Pressure Sodium ballasts are available as 120 volts normal and high power factor and as Tri-Tap 120,277,347 volts in 50 and 70 watts.

MOUNTING Cast aluminum base with four galvanized steel anchor bolts (1/2" x 12"). Lower body is secured to base with stainless steel screws.



LAMP All units come complete with a clear lamp.

SOCKET Medium base 4KV pulse-rated socket with a nickel-plated screw shell and a spring-loaded centre contact.

FINISH Standard finishes are Charcoal, Bronze, Black and White. Custom colours are available upon request.

OPTIONS House side cut-off and tamper proof hardware.



www.rabdesign.ca

Catalog Code

P6R

**50HPS 70 HPS
50MH 70MH**

LAMP

**120NPF* 120HPF*
120 277 347**

VOLTAGE

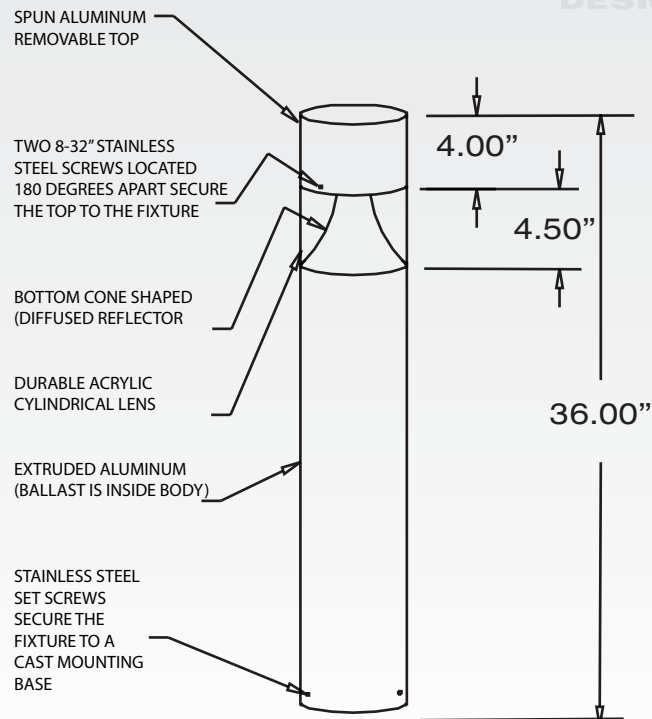
**BRZ - BRONZE
BLK - BLACK
CHA - CHARCOAL
WH - WHITE
CC CUSTOM COLOUR**

FINISH

**90 - 90 DEGREE CUTOFF
180 - 180 DEGREE CUTOFF
TP - TAMPER PROOF HARD-
WARE**

OPTIONS

Dimensions



* ONLY AVAILABLE WITH HIGH PRESSURE SODIUM LAMPS

CATALOG NUMBER:

FILENAME: P6R70MH.IES

TEST NO. 6094

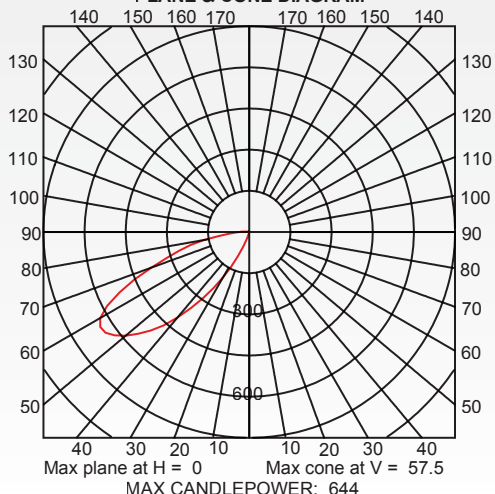
DESIGN ELECTRICAL OUTDOOR BOLLARD FIXTURE CAT. NO. P6R070 MH WITH SEMI-SPECULAR REFLECTORS AND CLEAR PLASTIC LENS ONE 70W CLEAR METAL HALIDE LAMP. LUMEN RATING = 5000 LMS.

DESIGN ELECTRICAL MANUFACTURING
TORONTO, ONTARIO

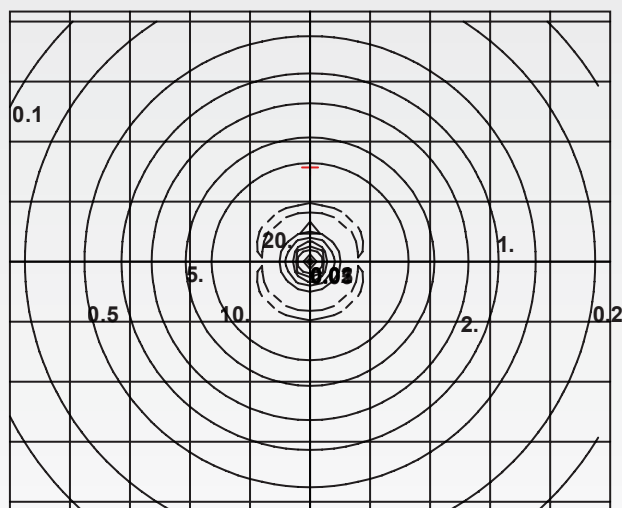
SUMMARY DATA

EFFICIENCY (Total):	42.4 %
EFFICIENCY (Down / Up):	41.6 % / 0.7 %
EFFICIENCY (Street / House):	21.2 % / 21.2 %
LUMENS/LAMP:	5000
NO. OF LAMPS:	1
LUMINOUS OPENING:	RECTANGULAR
Width:	0.00 (Feet)
Length:	0.00
Height:	0.00
INPUT WATTS:	0

PLANE & CONE DIAGRAM



ISO-ILLUMINANCE DIAGRAM (fc)



Mounting Height = 3 Feet. Each box represents one mounting height.
+ = Point of max candela

www.rabdesign.ca