



PFK FLOOD

The PFK can be used for wall or pole mounting. Ideal for commercial, industrial perimeter lighting or for parking areas. For yoke mounting option please see PFY.

HOUSING Die-cast aluminum with a polyester powder coat finish.

DOOR - GLASS Tempered glass lens is impact and thermal shock-resistant. Door is bottom hinged and is held in place with two stainless steel screws.

GASKET Full-circumference silicone gaskets seals out contaminants.

REFLECTOR Formed-aluminum with a specular finish which optimizes beam efficiency and control.

BALLAST All ballasts are Tri-Tap 120,277,347 volts. For 208 and 240 CWI options please consult factory. Available wattages are 150HPS, 250HPS to 400HPS and 175MH, 250MH to 400MH. Pulse start available in 250MHP, 320MHP and 400MHP.

LAMP Mogul base. All units come complete with lamp.

MOUNTING Die-cast aluminum knuckle slip fits a 2 3/8" tenon.



FINISH Polyester powder coat finish. Standard colours are bronze, black and white. For custom colours please consult factory.

SOCKET Mogul base 4KV pulse-rated socket with a nickel-plated screw shell and a spring-loaded centre contact.

OPTIONS Photocell, fusing visor, wire guard and polycarbonate shield.

Catalog Code

PFK

150HPS 250HPS 400HPS
175MH 250MH 400MH
250MHP 320MHP 400MHP

LAMP

120 277 347 208CWI*
240CWI* 600*

VOLTAGE

BRZ -BRONZE
BLK - BLACK
WH - WHITE
CC - CUSTOM FINISH

FINISH

PC - PHOTOCELL*
SF - SINGLE FUSE*

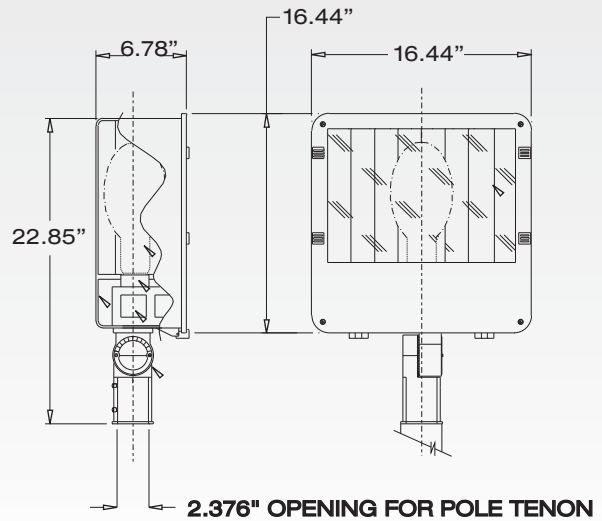
OPTIONS

VS - VISOR
WG - WIRE GUARD
PS - POLYCARBONATE
SHIELD

* NOT AVAILABLE ON ALL WATTAGES

Dimensions

RAB
DESIGN



CATALOG NUMBER:

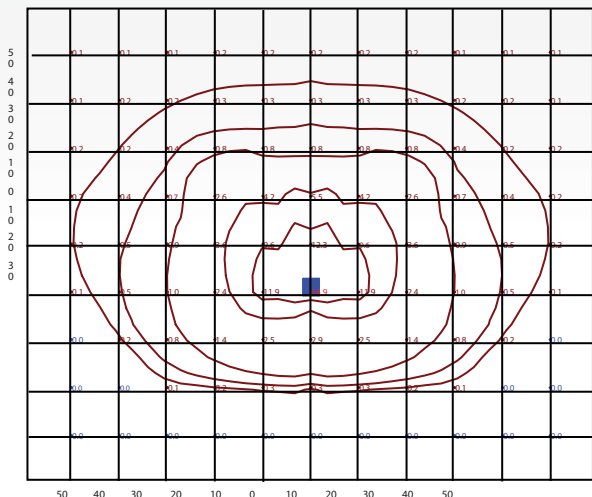
FILENAME: PFK400MHC7258.IES

TEST NO. LSC 7258
DESIGN ELECTRICAL OUTDOOR FLOODLITE LUMINAIRE CAT. NO. PFK400MH
WITH SPECULAR REFLECTOR AND CLEAR GLASS LENS
ONE 400W CLEAR METAL HALIDE LAMP, LUMEN RATING = 32000 LMS.

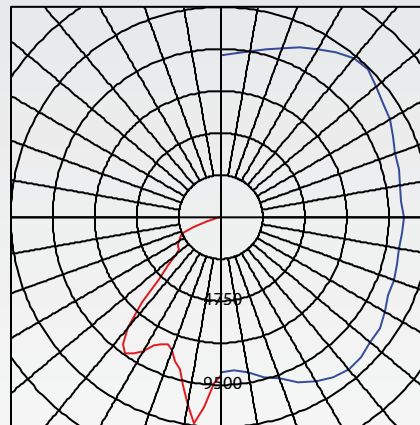
DESIGN ELECTRICAL
ETOBICOKE, ONTARIO

SUMMARY DATA

EFFICIENCY (Total):	59.2 %
EFFICIENCY (Down / Up):	59.2 % / 0.0 %
EFFICIENCY (Street / House):	0.0 % / 0.0 %
LUMENS/LAMP:	32000
NO. OF LAMPS:	1
LUMINOUS OPENING:	POINT SOURCE
Width:	0.00 (Feet)
Length:	0.00
Height:	0.00
INPUT WATTS:	0

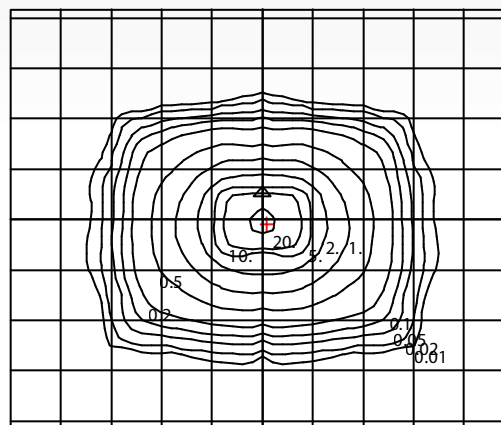


PFK-400MH-TRI-TAP
20 FOOT MOUNTING HEIGHT
20 DEGREE TILT
400MH
32,000 LUMENS



PLANE & CONE DIAGRAM
MAX CANLEPOWER: 11783

Max plane at H = 135 Max cone at V = 7.5
ISO-ILLUMINANCE DIAGRAM



Mounting Height	Multiplier
10	4.000
15	1.778
20	1.000
25	0.640
30	0.444
35	0.327
40	0.250
45	0.198
50	0.160

Mounting Height = 20 Feet. Each box represents one mounting height.

0109

www.rabdesign.ca