



APPLICATIONS

The MS2HS has a detection range of 180° and is ideal for outdoor use on building perimeters and entrances.

MS2HS

Twin Head LED Floodlight With Motion Sensor

The MS2HS is a fully adjustable twin head floodlight with a motion sensor that activates dual security lights when motion is detected and can be set up for convenient dusk to dawn operation.

Project	
Type	
Date	
Notes	

SPECIFICATIONS

Construction

Durable aluminum construction making it suitable for outdoor use. Fixtures are rectangular in shape and have a clear tempered glass lens. The unit is fully adjustable to direct light where needed.

LED configuration

Each fixture head comprises one high efficiency LED Chip on Board. Complete fixture delivers a minimum of 2000 lumens. The LEDs have a colour temperature of 5000K.

Electrical

Each fixture has a power consumption of 14W making it a total of 28W(14W X 2) .

Mounting

Fixture can be wall or ceiling mounted and mounts directly on to standard junction boxes.

Voltage

120V AC, 60 Hertz

Power factor

0.9

Detection method

Passive Infrared Sensor

Detection range

32.8 feet X 180° at 8 feet mounting height

Time adjustment

5 seconds to 7 minutes

Daylight Adjustment

Fully adjustable for 24 hour operation or custom applications.

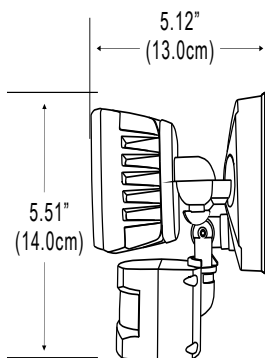
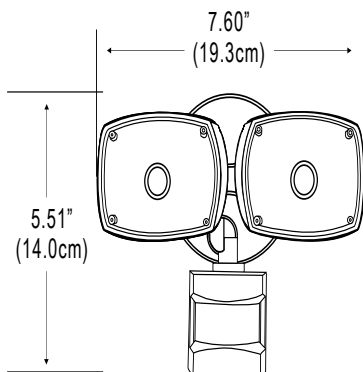
Finish

Available in black or white

LED Watts	28W (14W X 2)
Lumens	Min. 2000 lumens
Efficiency	71 lumens per watt

Operating Temperature	-40°C - +40°C
Certification	cCSAus
Warranty	5 Years
Colour Temperature	5000K (standard)
LED Life(L70)	50,000 hours

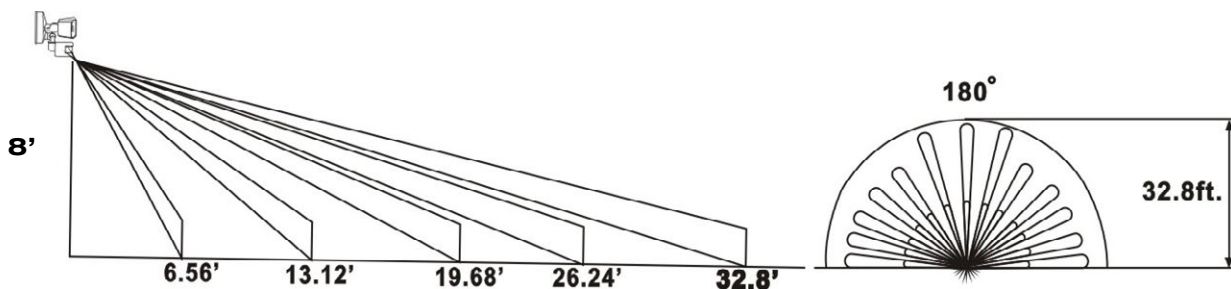
DIMENSIONS



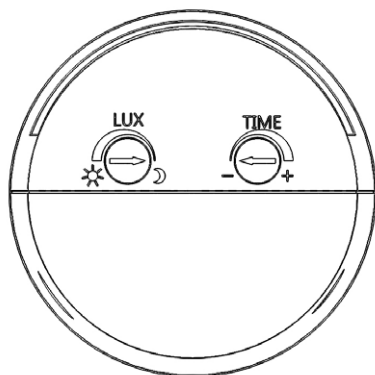
Shown in a White Finish



SENSOR DETECTION RANGE



CONTROLS



Daylight Adjustment Dial (LUX)

Deactivates lights during daylight. Fully adjustable for 24 hour operation or custom applications. For normal dusk (night) operation set the dial about three-quarters of a turn towards the "moon" symbol.

Time Dial (TIME)

Controls how long the light will remain on without activity. The range is from 5 seconds to 7 minutes. For maximum 7 minutes, set the dial at the "+" symbol.

ORDERING GUIDE

MS2HS	-	28	-	A	-	5K	-		-	180
		WATTAGE			VOLTAGE			COLOUR TEMP.		
		28W			A - 120V			5K - 5000K		
								FINISH		
								BLK - Black WHT - White		
										RANGE
										180 - 180°