



SMW4D-LED48

LED Surface Mount Wrap



SPECIFICATIONS*

Watts	47
Lumens	5043
Efficacy	106 lm/W
Replaces Up To	2 lamp T8
Color Temp	4000K
Operating Temp	-25°C to +55°C
Voltage	120-277
LED Life	50,000 hours
Certification	ETL Listed, DLC
Housing Material	Steel
Lens	Frosted
Power Factor	0.93
Total Harmonic Distortion	15.3
CRI	>80
Weight	4.9lbs
Maximum Connected in a Row	8



DESCRIPTION

The LED Surface Mount Wrap is a 4' linkable linear fixture ideal for indoor use. The wraparound fixture features an easy to use link connector ideal for combining multiple fixtures in one row.

APPLICATIONS



Stairwells



Hallways



Foyers



Utility Areas

FEATURES

- Easy to use link connector allows you to combine up to 8 fixtures in one row.
- Tabs on either end easily slide off to remove the lens for easy installation.
- DLC approved for energy rebates.

*The above specs apply to the standard product configuration - SMW4D-LED48, 120-277V, 4K. For spec information on other product configurations please see page 2. **NOTE:** Not all of our product configurations are qualified on the DLC QPL. To view all of our DLC qualified products please visit the DLC qualified products list at www.designlights.org/apl.

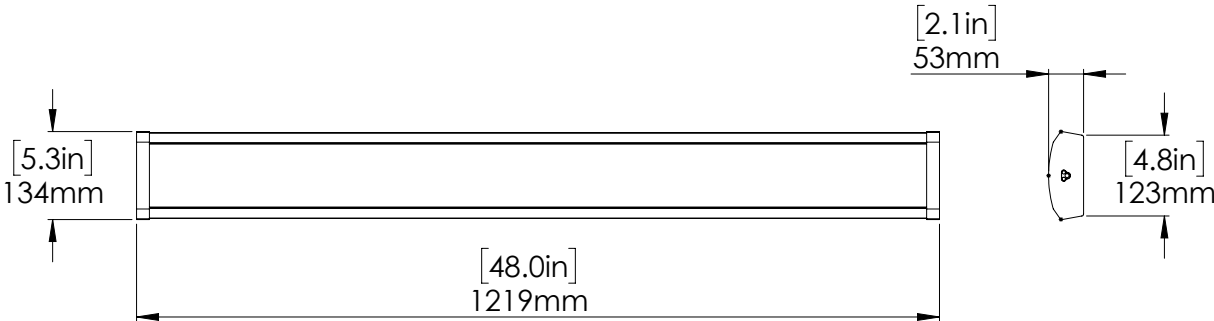
OTHER MODEL SPECIFICATIONS

MODEL DESCRIPTION	VOLTAGE (V)	INPUT POWER (W)	LIGHT OUTPUT	EFFICACY (Lm/W)	THD	PF	CCT	CRI
SMW4D-LED48-B-4K-XXX-FR	120-277V	47.4	5042.6	106.3	15.3	0.93	3955	83.8

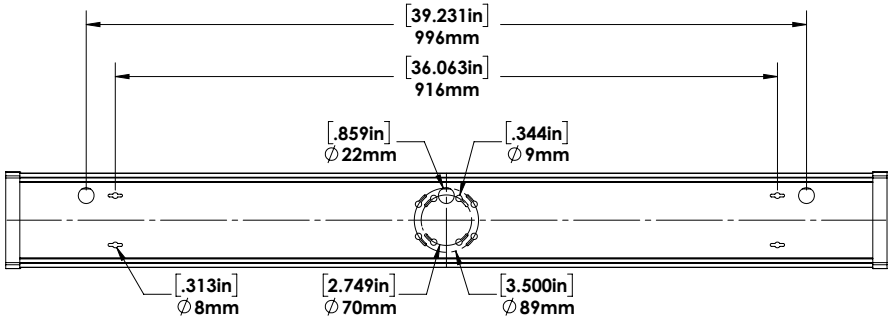
LEGEND

B - 120V-277V
 4K - 4000K, 4.5K - 4500K, 5K - 5000K
 XXX - HOUSING FINISH
 FR - FROSTED LENS

DIMENSIONS



Knockouts On Back of the Fixture



Weight = 4.9lbs

EASY WIRING TAB



1



2




3

Easy Installation

Clips on either end can be slid off allowing installer to easily remove the lens for ease of wiring and maintenance.

LINK CONNECTOR



Link Connector

The easy to use link connector fits into the end of the SMW4-LED fixture and enables you to combine up to eight fixtures in a row.

(Fixture comes complete with link connector in the box)

ACCESSORIES (SOLD SEPARATELY)



Cord & Plug

5' cord and plug sold separately.



Interconnect

12" white interconnect cable sold separately.

ORDERING GUIDE

SMW4D					
	WATTS	VOLTAGE	COLOR TEMP.	FINISH	LENS
	LED48	B - 120 - 277V*	4K - 4000K*	WHT - WHITE*	FR - FROSTED LENS*

*Standard Configuration.

Non Dimmable: Fixture should be used with non dimmable switches.

ACCESSORIES ORDERING GUIDE

CHECK THE ACCESSORIES YOU WISH TO ORDER:

- CORD & PLUG - SWM4-LED 5" CORD AND PLUG WHT
- INTERCONNECT CABLE - SMW4-LED 12" INTERCONNECT CABLE WHT