



The MS180DIM is a fully adjustable, dimmable smart sensor that allows you to provide reduced light levels as low as 10% when no activity is detected.

APPLICATIONS

The MS180DIM is compatible with any fixture that has a 0 - 10V dimmable driver. Ideal for use on building perimeters and entrances.

Project	
Type	
Date	
Notes	

SPECIFICATIONS

Construction

Durable polycarbonate construction. An adjustable aluminum extension arm is included with the sensor. The arm has two joints that are connected by screws and rotate 180° along the vertical axis. It can be detached from the sensor when not required.

Electrical

The sensor consumes negligible power and has a load rating of 400W. The unit has surge suppression of 4kV.

Mounting

Standard unit comes with 1/2" NPS threaded arm that fits on all standard boxes, covers and fixture knockouts. Fixture can be mounted from the bottom or side conduit access. Ensure sensor faces downward toward detection range.

Load rating

400W

Voltage

120 - 277V

Surge suppression

4kV

Detection range

180°

Detection method

Passive infrared Sensor

Sensor range

50 feet X 180° at 8 feet mounting height

Time adjustment

5 secs to 30 minutes

Dimming adjustment

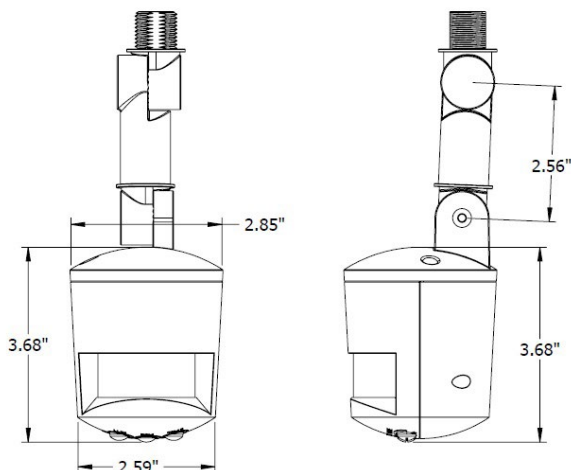
10% - 100%

Daylight Adjustment

Fully adjustable for 24 hour operation or custom applications

Compatible with	Fixtures with 0 - 10V dimmable driver
Ideal mounting height	8' - 12'
Operating Temperature	-40°C to +40°C
Certification	cCSAus, IP65
Warranty	5 years
Weight	0.75 lbs

DIMENSIONS



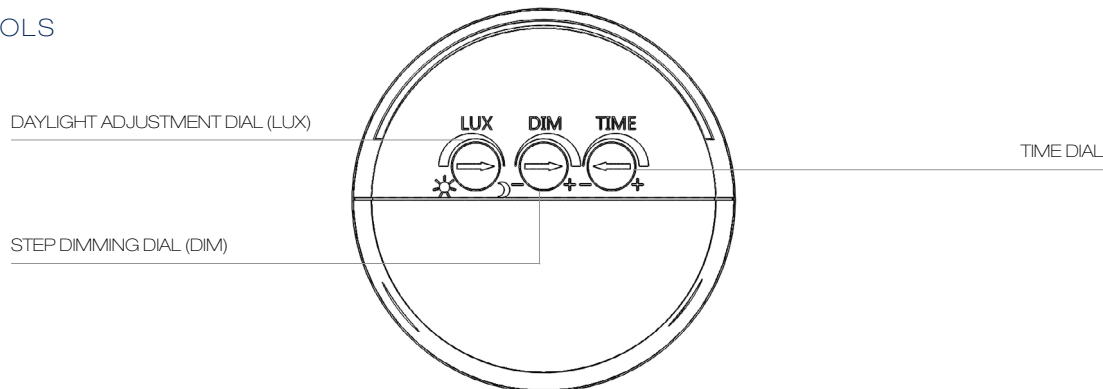
Sensor shown with VEK LED fixture mounted from side conduit access of fixture



Sensor shown with AWL LED fixture mounted from bottom conduit access of fixture



CONTROLS



CONTROLS

Daylight Adjustment Dial (LUX)

Deactivates lights during daylight. Fully adjustable for 24 hour operation or custom applications. For normal dusk (night) operation set the dial about three-quarters of a turn towards the "moon" symbol.

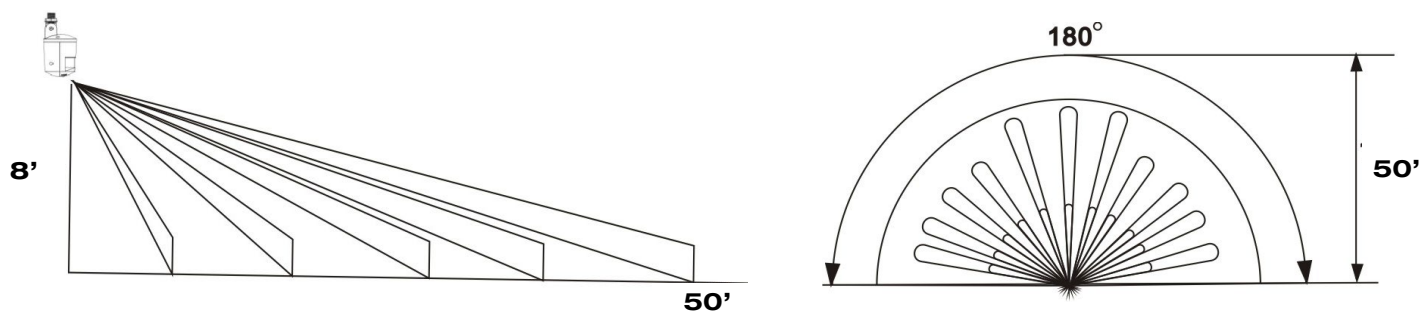
Time Dial (TIME)

Controls how long the light will remain on without activity. The range is from 5 seconds to 30 minutes.

Step Dimming Dial (DIM)

Adjusts the luminance from 10% - 100%. At night, the light level will drop to a reduced level of brightness as low as 10% of full brightness based on the setting. Thereafter, when the PIR detects movement, the light levels will go up to 100% and remain on as per the setting on the time dial. To set light levels to 25%, turn the dial a quarter of a turn towards the '+' symbol. To set light levels to 50%, set the dial at the mid point. To set to light levels to 75%, turn the dial three quarters of a turn towards the '+' symbol.

DETECTION RANGE



ORDERING GUIDE



OPTIONS

BRZ - Bronze*

* Standard configuration