



SIERRA TWO - HID - CFL

The Sierra Two is designed for low level accent lighting for pathways and transitional areas where glare control and modern architectural appearance are required. The Sierra Two is ideal for pathways, courtyards, parking garage ramps and office buildings. For other versions please see Sierra One, Sierra Three and Sierra Four.

HOUSING One piece die-cast aluminum, low copper alloy with a powder coat paint finish. The unit can be ordered with the optional J-box for concrete pour.

LENS Tempered glass with a frosted finish.

REFLECTOR A highly effective reflector around the lamp and a hammertone reflector on either side to push the light down and out.

BALLAST All ballasts are Tri-Tap 120,277,347 volts. Available wattages are 35, 50, 70 and 100 watt High Pressure Sodium and 50, 70 and 100 watt Metal Halide. Also available with two 26, 32 or 42 watt CFL lamps with a 120/277 or 347 volts electronic ballast.

LAMP All units come complete with lamps.

MOUNTING The Sierra Two can be surface mounted or recessed for new construction when used with the J-box option.



SOCKET Medium base 4KV pulse-rated socket with a nickel-plated screw shell and a spring-loaded centre contact. White thermo plastic with integral clips for lamp retention. Socket bases are GX24q-3 for the 26, 32 and 42 watt CFL lamp.

FINISH The standard finish is bronze, black or white. For custom colours please consult factory.

OPTIONS Quartz restrike, J-box for concrete pour, photocell and tamper resistant hardware.

Catalog Code

S-TWO

50HPS 70HPS 100HPS
50MH 70MH 100MH
26CFL 32CFL 42 CFL

LAMP

120,277,347

VOLTAGE

SM - SURFACE MOUNT
J-BOX - CONCRETE POUR

MOUNTING

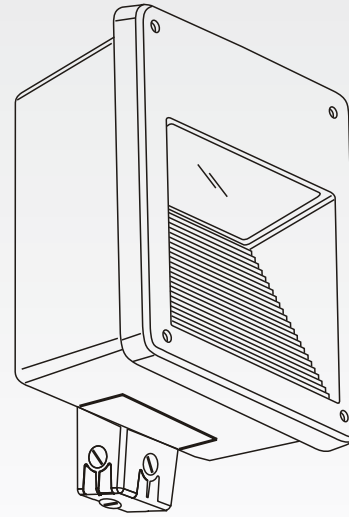
QRS - QUARTZ RESTRIKE
PC - PHOTOCELL
TP - TAMPER PROOF
SCREWS

OPTIONS

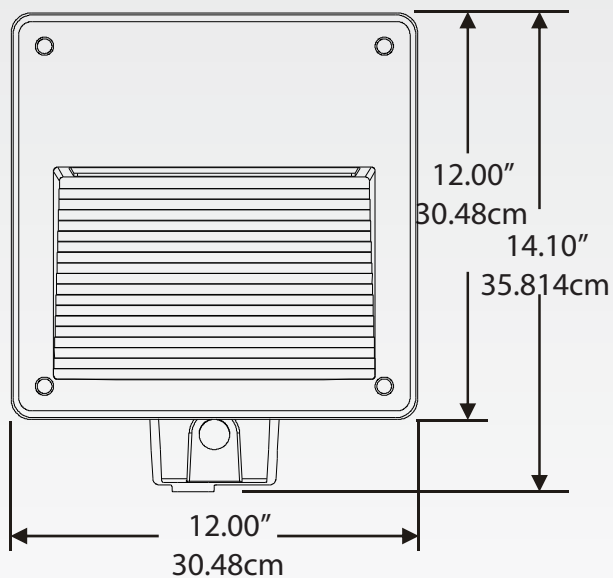
BRZ - BRONZE BLK - BLACK
WH - WHITE
CC - CUSTOM FINISH

FINISH

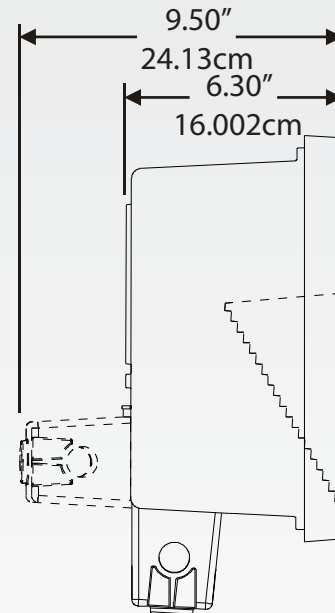
RAB
DESIGN



Dimensions Front View



Dimensions Side View



0409