

The AWL3-LED114 is a wall pack with an adjustable head that can be aimed straight down for dark sky requirements or aimed out to deliver the light where required.



APPLICATIONS

Ideal for use on outdoor walls along perimeters of buildings, townhouses, condominiums, schools.

Project	
Type	
Date	
Notes	

SPECIFICATIONS

Construction

Die cast aluminum housing with tamperproof stainless steel hardware. Clear tempered glass lens with a gasket. There are 6 conduit entries. The unit has a unique hinge assembly for easy installation and a leveling bubble on the back box for proper alignment.

LED configuration

The AWL3-LED114 has three LED Chips On Board (COBs) that deliver min. 13,680 lumens. The LEDs have a colour temperature of 5000K as standard. 3000K and 4000K also available. The LEDs have a CRI of greater than 70 and an operating temperature range of -40°C to +40°C.

Adjustable head

The fixture can be aimed 0° - 90° delivering more lumens on the ground where needed.

Electrical

Total system wattage of the unit is 114W. The standard unit has a high efficiency dimmable driver that operates at 120 - 277V. 347V drivers also available. 10KV surge suppressor.

Finish

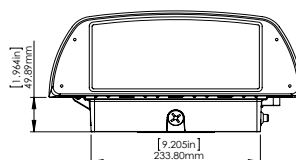
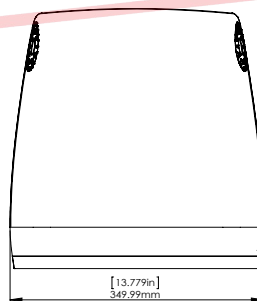
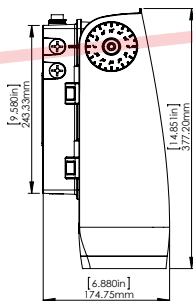
Standard finish is bronze, black and white. Please consult factory for custom colour.

Accessories

Visor, Polycarbonate Lens, Wire Guard, Photocontrol, On/Off Sensor and 0 - 10V Dimmable Smart Sensor.

Watts	114W
Lumens	min. 13,680
Efficacy	min. 120 lumens per watt
Operating Temperature	-40°C to +40°C
Certification	cULus, IP65
Rated life	100,000 hours
Colour Temperature	5000K (standard) 4000K, 3000K (option)
Warranty	5 Years
Total Harmonic Distortion	10%
Power Factor	0.985

DIMENSIONS



Shown with optional Motion Sensor




INSTALLATION INFORMATION

1. Open fixture, mount back box to junction box



2. Rest fixture onto hinges and connect wires



3. Reattach fixture to back box

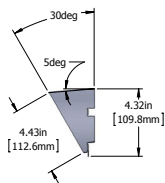
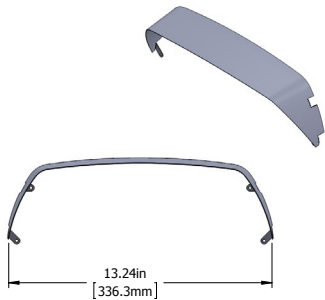
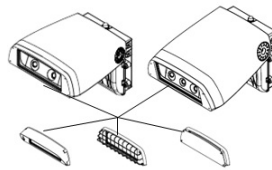


4. Use set screw to adjust fixture to desired angle

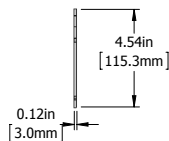
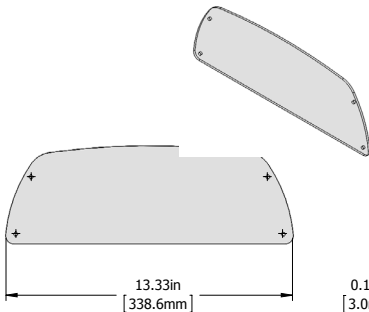


ACCESSORIES


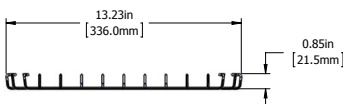
Visor (V), Wire Guard (WG),
Polycarbonate lens (PCL)



Visor

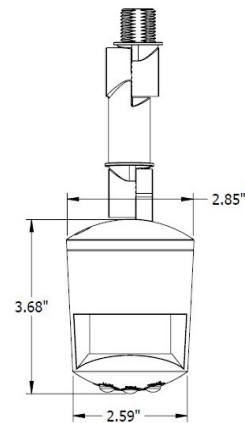


Polycarbonate Lens



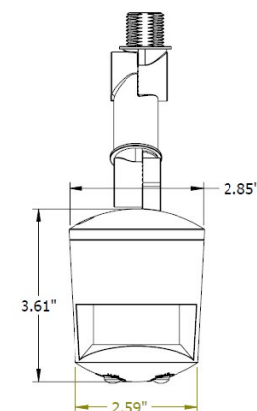
Wire Guard

MS180 DIM 0 - 10V Dimmable Smart Sensor (DMS),
MS180S On/Off sensor (SMS)



Dimmable Smart Sensor

The MS180DIM is a fully adjustable, dimmable smart sensor that allows you to provide reduced light levels as low as 10% when no motion is detected.



On/Off Sensor

The MS180S is a fully adjustable motion sensor that can be set for dusk to dawn operation or other custom applications.

Contact us to learn more.

ORDERING GUIDE

AWL3	-	LED114	-		-		-	
		VOLTAGE	COLOUR TEMP	FINISH	OPTIONS			
		B - 120 - 277V*	5K - 5000K*	BRZ - BRONZE*	V - Visor			
		A - 120V	4K - 4000K	BLK - BLACK	WG - Wire Guard			
		F - 277V	3K - 3000K	WHT - WHITE	PCL - Polycarbonate Lens			
		C - 347V		CC - CUSTOM	DMS - Dimmable Sensor			
				COLOUR	SMS - On/Off Sensor			
					PC - Photocell			
					10KV Surge Suppressor			

*Standard configuration