

The RFL4-LED152 is a sleek, ruggedly designed, high efficiency floodlight. This LED flood has multiple mounting options and accessories to suit a wide range of applications.



### APPLICATIONS

**Ideal for building façades, sign lighting, area lighting, and wall washing in both commercial and industrial applications.**

### SPECIFICATIONS

#### Construction

Precision die cast aluminum housing with clear polycarbonate lens. Superior heat sinking design with air-flow fins on the top and bottom to maximize fixture life.

#### LED configuration

Each unit has four high efficiency Chips on Board (COBs) that deliver 18,240 lumens.

The LEDs have a colour temperature of 5000K as standard. 4000K, 3000K also available. The CRI is greater than 70 and the operating temperature range is -40°C to +40°C.

#### Beam Distribution

NEMA 6HX 6V or NEMA 3HX 3V is standard.

#### Electrical

Total system wattage of the unit is 152W. The standard unit has a high efficiency driver that operates at 120 - 277V. 347V driver also available as an option.

#### Mounting

Standard unit is available with three mounting options:

- Yoke mount - 4.53" Yoke with watertight connector.

- Slip Fitter - fits on 2 3/8" tenon and can be bull horn mounted in various configurations.

- Wall mount - complete with a wall bracket.

Please contact us to learn more.

#### Finish

Standard finish is Bronze. Please consult factory for custom colour.

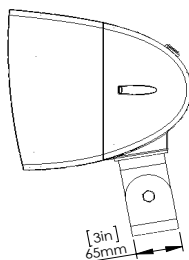
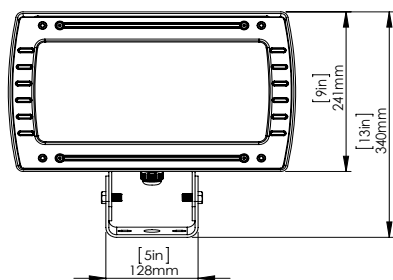
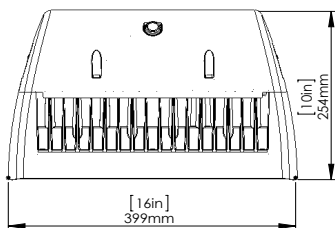
#### Accessories

Visor, Polycarbonate lens, Photocell, Wire Guard, Phillips Dynadimmer. Phillips Dynadimmer dims the fixture to 25% for 6 hours instead of operating at 100% at all times.

Project	
Type	
Date	
Notes	

Watts	152W
Lumens	min. 18,240
Efficacy	min. 120 lumens per watt
Operating Temperature	-40°C to +40°C
Certification	cULus, IP65
Warranty	5 Years
Colour Temperature	5000K (standard) 4000K (option) 3000K (option)
LED life	100,000 hours
Effective Projected Area (EPA Rating)	1.1 sq ft
Total Harmonic Distortion	10%
Power Factor	0.987

### DIMENSIONS

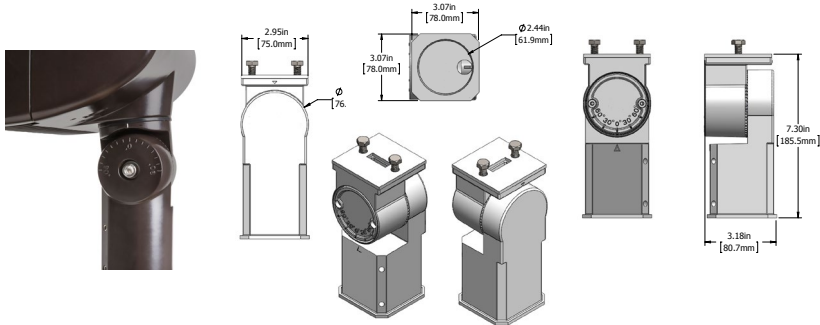


Slipfit mount

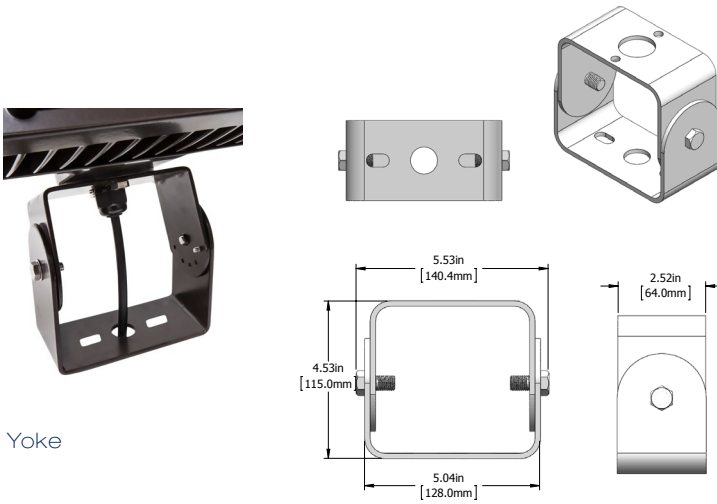


## MOUNTING OPTIONS

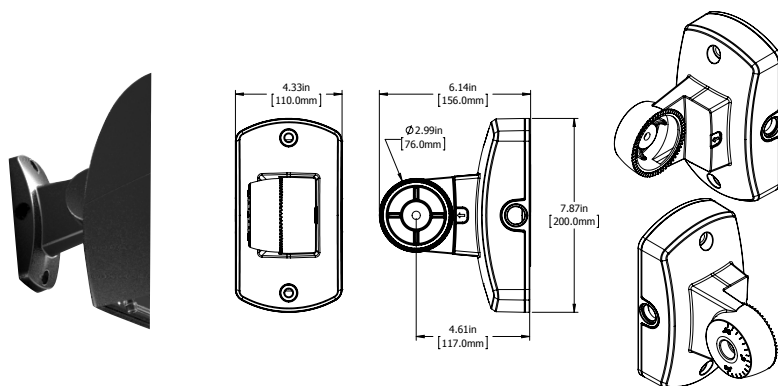
Slipfitter, Yoke, Wall bracket



Slipfitter



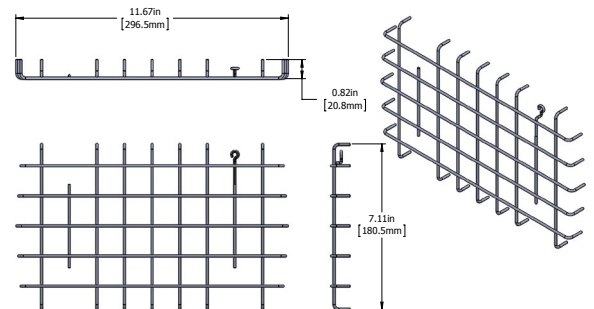
Yoke



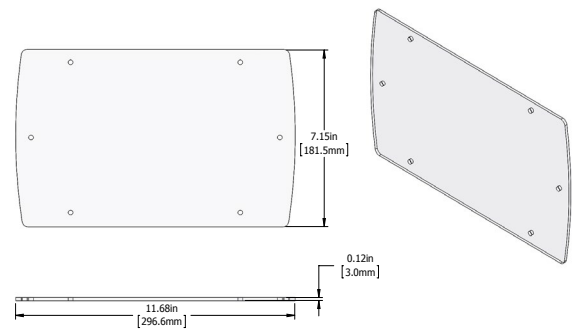
Wall bracket

## ACCESSORIES

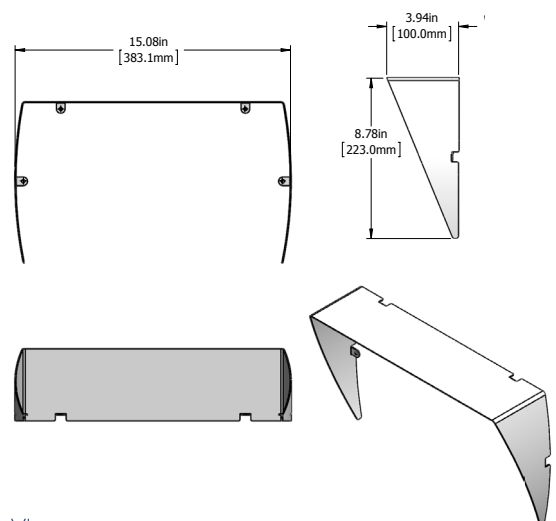
Polycarbonate lens, Wire guard, Visor



Wire Guard



Polycarbonate lens



Visor

## ORDERING GUIDE

<b>RFL4</b>	<b>LED152</b>						
		VOLTAGE	COLOUR TEMP	BEAM	FINISH	MOUNTING	OPTIONS
		B - 120 - 277V*	5K - 5000K*	W - Wide (6X6)*	BRZ - BRONZE*	YK - Yoke*	V - Visor
		A - 120V	4K - 4000K	N - Narrow (3X3)*	BLK - BLACK	SF - Slipfit*	WG - Wire Guard
		F - 277V	3K - 3000K		WHT - WHITE	WM - Wall Mount*	PCL - Polycarbonate Lens
		C - 347V					PC - Photocell

\*Standard configuration

\*\* Wall mount ordered and shipped separately.