



# ORA3-LED50

## LED WALL / FLOOD LIGHT



### SPECIFICATIONS\*

Watts	50W
Lumens	5470
Efficacy	111 lm/W
Replaces Up To	150W MH 1500W Quartz
Color Temp	3000K, 4000K, 5000K
Certification	cULus, DLC, IP65
Operating Temp	-40°C to +40°C
Voltage	120-277V, 480V in wall mount
LED Life	100,000 hours
Housing Material	Aluminum
Lens Material	Polycarbonate
Total Harmonic Distortion	19.78%
Power Factor	0.9788
Mounting Options	Yoke Mount, Knuckle Mount, Wall Mount



## DESCRIPTION

The ORA-LED is a fully adjustable multi-purpose fixture that replaces traditional wall packs or floods. The ORA features a sleek, elegant design with multiple mounting options.

## APPLICATIONS



Town Houses



Condos



Perimeter Lighting



Shopping Malls

## FEATURES

- Elegant, sleek design with a modern look.
- Fixture head may be aimed down for dark sky compliance, or aimed out as needed.
- Three mounting options available – knuckle, yoke and wall mount.

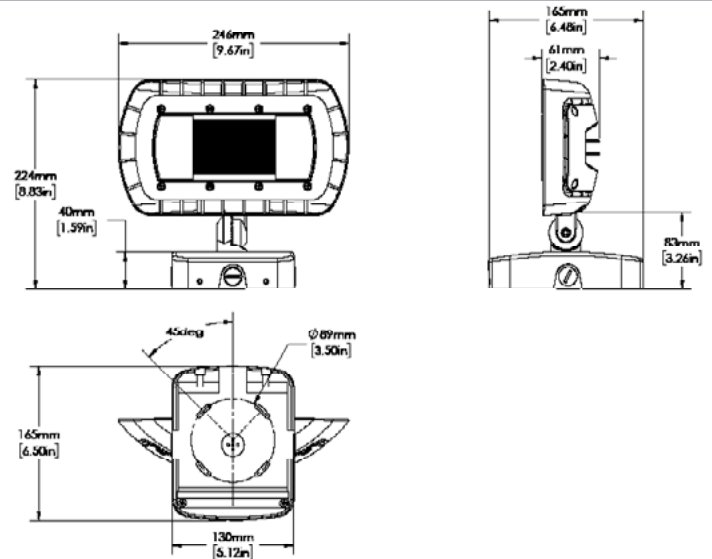
\*The above specs apply to the standard product configuration. For spec information on other product configurations please see page 3.

**NOTE:** Not all of our product configurations are qualified on the DLC QPL. To view all of our DLC qualified products please visit the DLC qualified products list at [www.designlights.org/qpl](http://www.designlights.org/qpl).

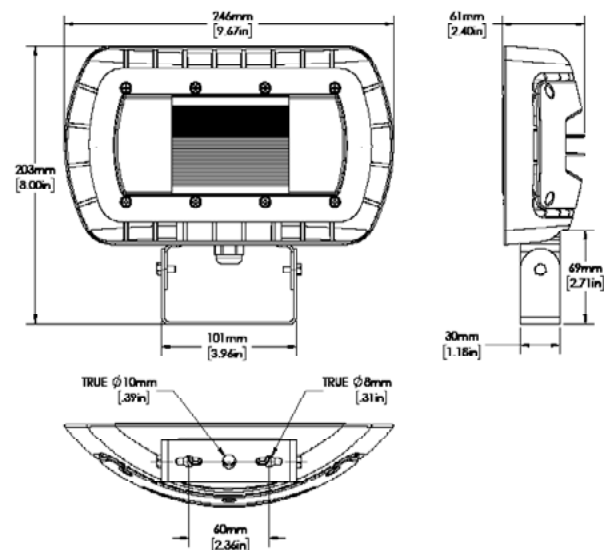
## DIMENSIONS



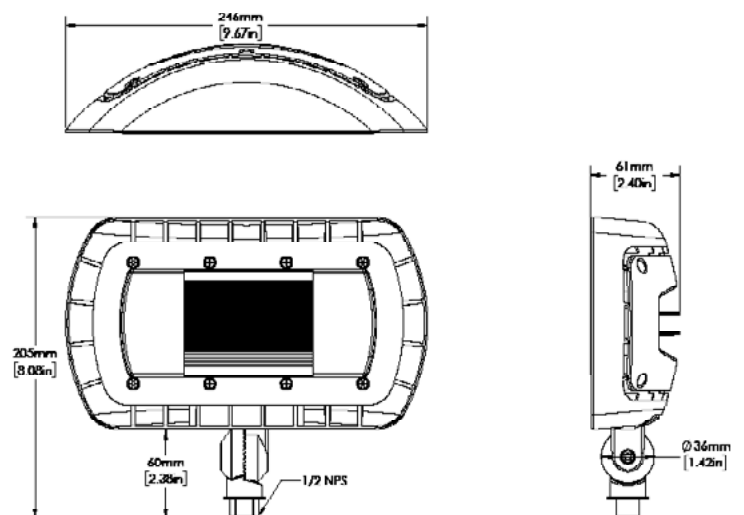
Wall Mount



Yoke Mount



Knuckle Mount



## SPECIFICATIONS

MODEL DESCRIPTION	VOLTAGE (V)	INPUT POWER (W)	LIGHT OUTPUT	EFFICACY (Lm/W)	THD	PF	CCT(K)	CRI
ORA3-LED50-[A, B]-3K-XXX-XX	120, 120-277	49.48	5285.5	107.43	19.63	0.918	3000	72.9
ORA3-LED50-[A, B]-3K-XXX-XX [Qualified Pointing Straight Down]	120, 120-277	49.48	5285.5	107.43	19.63	0.918	3000	72.9
ORA3-LED50-L-3K-XXX-XX	480	52.19	5515.4	105.68	14.41	0.955	3000	72.5
ORA3-LED50-[A, B]-4K-XXX-XX	120, 120-277	49.3	5404.9	110.1	19.78	0.917	4000	70
ORA3-LED50-[A, B]-4K-XXX-XX [Qualified Pointing Straight Down]	120, 120-277	49.3	5404.9	110.1	19.78	0.917	4000	70
ORA3-LED50-L-4K-XXX-XX	480	53.29	5796	108.76	14.53	0.9543	4000	73.1
ORA3-LED50-[A, B]-5K-XXX-XX	120, 120-277	48.69	5492.4	112.8	19.82	0.915	5000	70
ORA3-LED50-[A, B]-5K-XXX-XX [Qualified Pointing Straight Down]	120, 120-277	48.69	5492.4	112.8	19.82	0.915	5000	70
ORA3-LED50-L-5K-XXX-XX	480	53.94	5887	109.14	14.86	0.9541	5000	73.3

### Legend

B - 120-277V, L - 480V

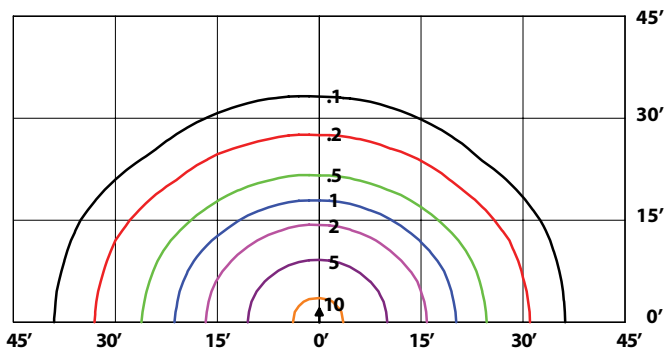
4K - 4000K

XXX- Finish

XX- Mounting

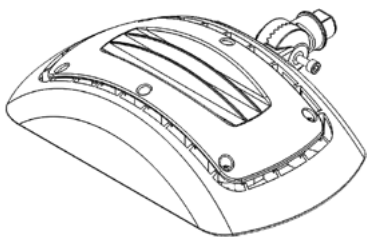
## PHOTOMETRICS

### ORA3-LED50 4K MOUNTED AT 15 FEET - WALL MOUNT ORIENTATION



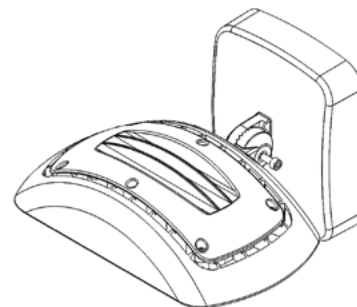
## ARCHITECTURAL WALL MOUNT

For architectural wall mount version order ORA knuckle mount with architectural backbox separately



### Step One

Remove screw from knuckle mount



### Step Two

Mount on bracket with wiring and tighten screw

## ORDERING GUIDE

<b>ORA3</b>						
<b>WATTS</b>	<b>VOLTAGE</b>	<b>COLOR TEMP.</b>	<b>FINISH</b>	<b>MOUNTING</b>	<b>OPTIONS</b>	
LED50	B - 120 - 277V*	3K - 3000K	BRZ - BRONZE*	KN-Knuckle	PC - Photocell	
	L - 480V	4K - 4000K*		YK - Yoke		
		5K - 5000K		WMC - Wall Mount with 3 conduit entries		

\* Standard configuration

## FIELD INSTALLED ACCESSORIES

### CHECK THE ACCESSORIES YOU WISH TO ORDER:

Wall mount with 3 Conduit Entries Bronze

Architectural Wall Mount Bracket without conduit entries  
Bronze