



The RFL3-LED80 is a sleek, ruggedly designed, high efficiency floodlight. This LED flood has multiple mounting options and accessories to suit a wide range of applications.

APPLICATIONS

Ideal for building façades, sign lighting, area lighting, and wall washing in both commercial and industrial applications.

Project	
Type	
Date	
Notes	

SPECIFICATIONS

Construction

Precision die cast aluminum housing with clear tempered glass lens. Superior heat sink design with air-flow fins on the top and bottom to maximize fixture life.

LED configuration

Each unit has two high efficiency Chips on Board (COBs) that deliver minimum 9,200 lumens. The LEDs have a color temperature of 5000K as standard. 4000K, 3000K also available. The CRI is greater than 70 and the operating temperature range is -40°C to +40°C.

Beam Distribution

NEMA 7H X 6V (wide) is standard. NEMA 3H X 3V (narrow) is available as an option.

Electrical

Total system wattage of the unit is 76W. The standard unit has a high efficiency driver that operates at 120 - 277V.

Mounting

Standard unit is available with three mounting options:
 - Yoke mount - 4.53" Yoke with watertight connector.
 - Slip Fitter - fits on 2 3/8" tenon and can be bull horn mounted in various configurations.
 - Wall mount - complete with a wall bracket.
 Please contact us to learn more.

Finish

Standard finish is Bronze. Please consult factory for custom color.

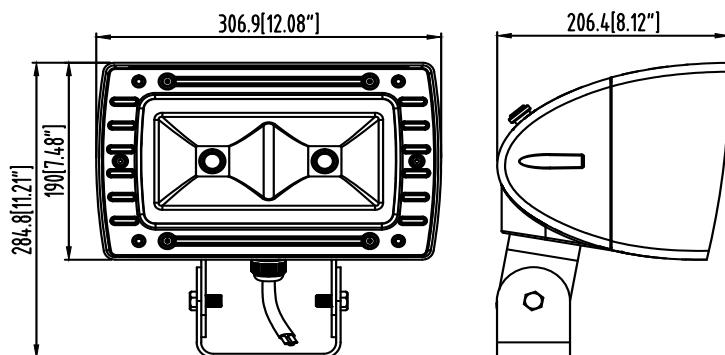
Accessories

Visor, Polycarbonate lens, Wire Guard, Photocell, Phillips Dynadimmer. Phillips Dynadimmer dims the fixture to 25% for 6 hours instead of operating at 100% at all times.

Input Watts	76W
Lumens	min. 9,200
Efficacy	min. 115 lumens per watt

Operating Temperature	-40°C to +40°C
Certification	cULus, IP65
Warranty	5 Years
Color Temperature	5000K (standard) 4000K (option) 3000K (option)
LED life	100,000 hours
Effective Projected Area (EPA Rating)	0.84 sq ft
Total Harmonic Distortion	10%
Power Factor	0.982

DIMENSIONS

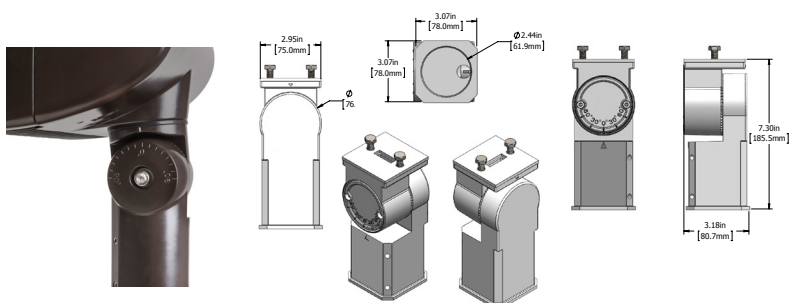


With optional Narrow beam (3X3)

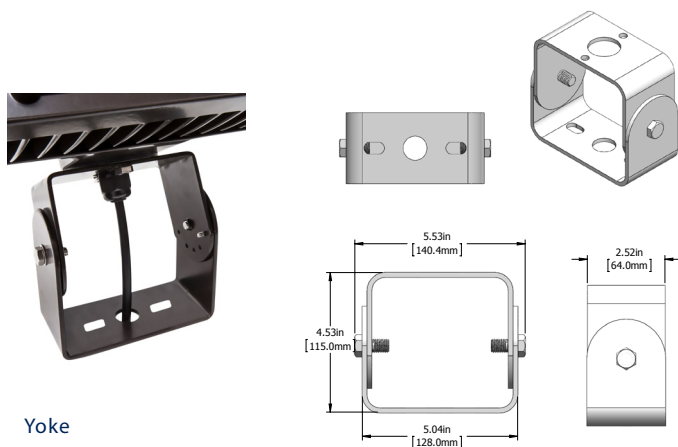


MOUNTING OPTIONS

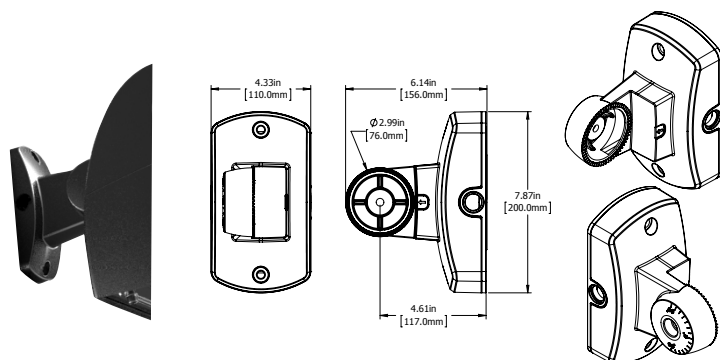
Slipfitter, Yoke, Wall bracket



Slipfitter



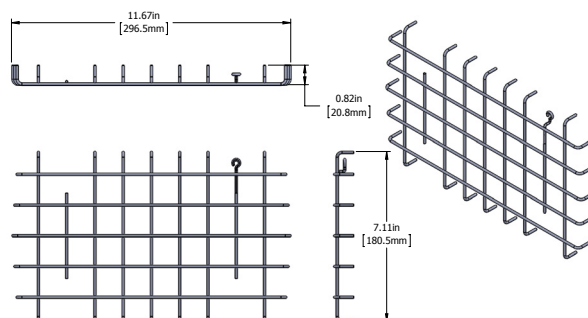
Yoke



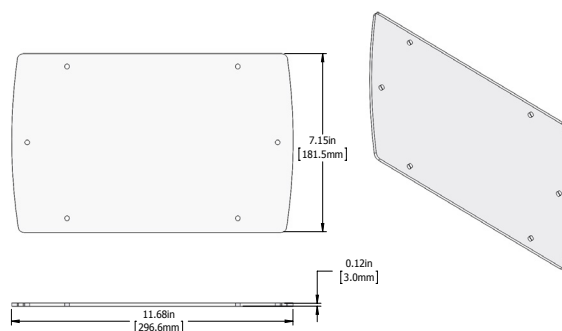
Wall bracket

ACCESSORIES

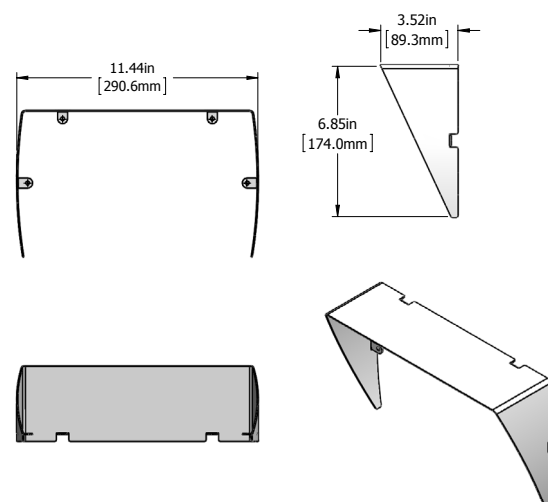
Polycarbonate lens, Wire guard, Visor



Wire Guard



Polycarbonate lens



Visor

ORDERING GUIDE

RFL3	-	LED80	-		-		-		-		-	
		VOLTAGE	COLOR TEMP	BEAM	FINISH	MOUNTING	OPTIONS					
		B - 120 - 277V*	5K - 5000K* 4K - 4000K	W - Wide (7X6)* N - Narrow (3X3)	BRZ - BRONZE* CC - CUSTOM COLOR	YK - Yoke* SF - Slipfit*	V - Visor WG - Wire Guard PCL - Polycarbonate Lens PC - Photocell					
		A - 120V F - 277V	3K - 3000K			WM - Wall Mount**						

*Standard configuration

** Wall mount ordered and shipped separately.