



### APPLICATIONS

**Ideal for building façades, sign lighting, area lighting, and wall washing in both commercial and industrial applications.**

The RFL3-LED80 is a sleek, ruggedly designed, high efficiency floodlight. This LED flood has multiple mounting options and accessories to suit a wide range of applications.

Project	
Type	
Date	
Notes	

### SPECIFICATIONS

#### Construction

Precision die cast aluminum housing with clear tempered glass lens. Superior heat sink design with air-flow fins on the top and bottom to maximize fixture life.

#### LED configuration

Each unit has two high efficiency Chips on Board (COBs) that deliver minimum 9,200 lumens. The LEDs have a color temperature of 5000K as standard. 4000K, 3000K also available. The CRI is greater than 70 and the operating temperature range is -40°C to +40°C.

#### Beam Distribution

NEMA 7H X 6V (wide) is standard. NEMA 3H X 3V (narrow) is available as an option.

#### Electrical

Total system wattage of the unit is 76W. The standard unit has a high efficiency driver that operates at 120 - 277V.

#### Mounting

Standard unit is available with three mounting options:  
 - Yoke mount - 4.53" Yoke with watertight connector.  
 - Slip Fitter - fits on 2 3/8" tenon and can be bull horn mounted in various configurations.  
 - Wall mount - complete with a wall bracket.  
 Please contact us to learn more.

#### Finish

Standard finish is Bronze. Please consult factory for custom color.

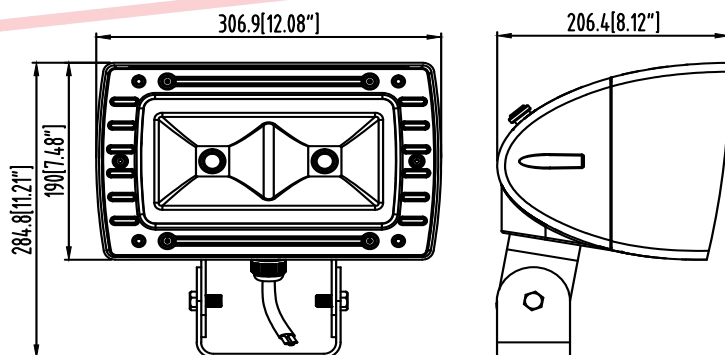
#### Accessories

Visor, Polycarbonate lens, Wire Guard, Photocell, Phillips Dynadimmer. Phillips Dynadimmer dims the fixture to 25% for 6 hours instead of operating at 100% at all times.

Input Watts	<b>76W</b>
Lumens	<b>min. 9,200</b>
Efficacy	<b>min. 115 lumens per watt</b>

Operating Temperature	<b>-40°C to +40°C</b>
Certification	<b>cULus, IP65</b>
Warranty	<b>5 Years</b>
Color Temperature	<b>5000K (standard) 4000K (option) 3000K (option)</b>
LED life	<b>100,000 hours</b>
Effective Projected Area (EPA Rating)	<b>0.84 sq ft</b>
Total Harmonic Distortion	<b>10%</b>
Power Factor	<b>0.982</b>

### DIMENSIONS

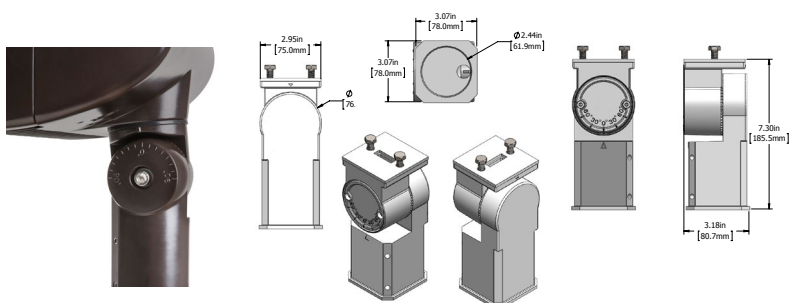


**With optional Narrow beam (3X3)**

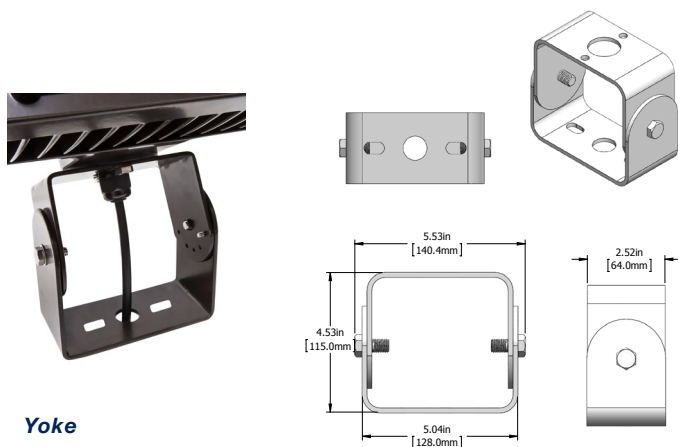


## MOUNTING OPTIONS

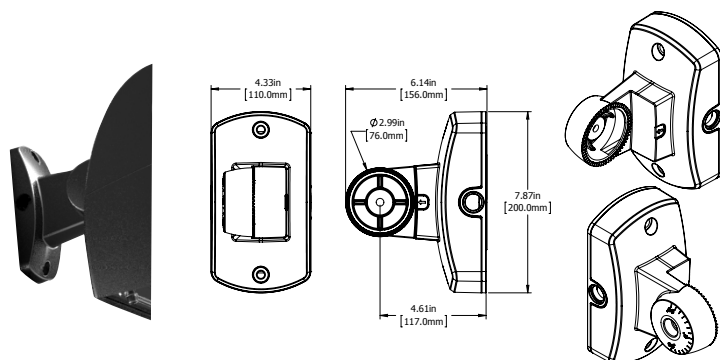
Slipfitter, Yoke, Wall bracket



### Slipfitter



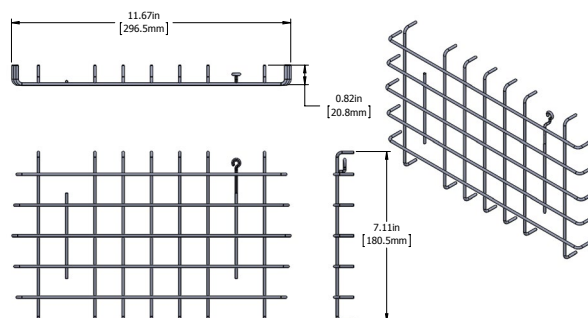
### Yoke



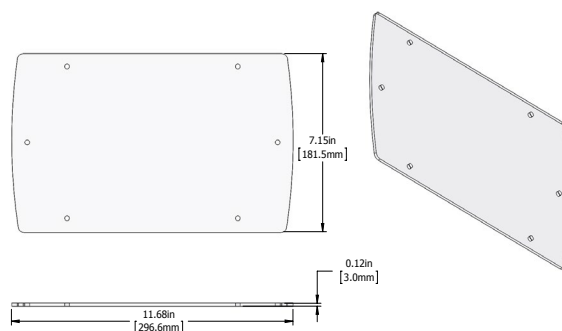
### Wall bracket

## ACCESSORIES

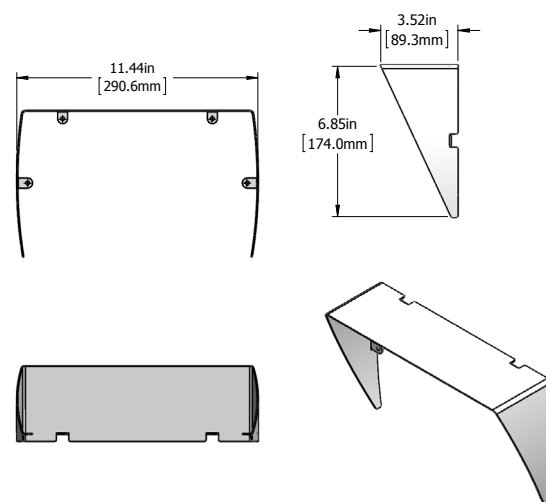
Polycarbonate lens, Wire guard, Visor



### Wire Guard



### Polycarbonate lens



### Visor

## ORDERING GUIDE

RFL3	LED80						
		VOLTAGE	COLOR TEMP	BEAM	FINISH	MOUNTING	OPTIONS
		B - 120 - 277V*	5K - 5000K*	W - Wide (7X6)*	BRZ - BRONZE*	YK - Yoke*	V - Visor
		A - 120V	4K - 4000K	N - Narrow (3X3)	CC - CUSTOM COLOR	SF - Slipfit*	WG - Wire Guard
		F - 277V	3K - 3000K			WM - Wall Mount**	PCL - Polycarbonate Lens PC - Photocell

\*Standard configuration

\*\* Wall mount ordered and shipped separately.